



The Hummer

The Newsletter of the Hummingbird Stitches Quilt Guild

Website: www.hummingbirdquiltguild.com

Email: HSQG@hummingbirdquiltguild.com

P.O. Box 1326, Sierra Vista, AZ 85636-1326

April, 2024

Guild meetings are held at Rothery Education Center located at 3305 E. Fry Blvd., Sierra Vista unless otherwise noted.

April

The clubhouse will be open as follows.

***Regular Wednesday Hours:
8:30-11:30**

***Regular Thursday Hours :
8:30-2:00**

***See Special Dates below!**



Reminder of these Special Dates in April & May:

10 Apr 1200 BOD
11 Apr 1230 String piecing demo, Maryann
16 Apr 9 am & 6 pm, Monthly meeting: Joyce L
16 Apr BLOTTO drawing at Monthly meeting
18 Apr 1230 Opportunity Quilt meeting
23 April Open House, 1-12 & 5-7 Susan R for new members
25 Apr 1230 Microwave bowls demo, Vicky

2 May, 12-3 Class paper pieced Hearts
8 May, 1200 BOD
9 May, 1230 Quilt sleeves, Wendy S
16 May, 1230 Hand embroidery, Laura K
21 May, 9 am & 6 pm, Monthly meeting: Joyce H/D W
22 May, 9-3, workshop with Joyce H
23 May, 1230 Mitered corners, Dorothy G

WITH DEEPEST
Sympathy

Our condolences go out to Nancy Banz on the passing of her sister.



Get Well wishes go out to Mary Lou S, recovering from recent shoulder surgery.

***** President's Message *****

Happy Spring! Time for cleaning out the winter cobwebs, but I would rather be 'Procraftinating.' Working on craft projects when you should be doing laundry, making dinner or cleaning house.

Thank you to Wendy H for hosting the workshop in March. It looks like everyone who attended had a good time and learned new skills. I am looking forward to the Show and Tell of the finished quilts! And thank you to Katie A and her helpers for hosting the Blue Moon sew-in.

I want to welcome our new board members and thank those who are continuing on for another year. I am looking forward to working with all of you. As we all know, we could not provide all the guild services and projects without these volunteers.

For our monthly meeting our own Joyce L will talk to us about why we should have our quilts appraised and share some of her own projects. We will also hold the BLOTTO drawing, so please bring back any blocks you took home to make. On Apr 11, Maryann L will demo making string quilt blocks and Vicky L will share a method of making microwave bowls on the 25th, both free demos. Looking forward to May, there will be four more free mini classes on Thursday afternoons. Look for more information in the newsletter and at the guild.

We are already looking ahead to the 2026 opportunity quilt; on Thurs, Apr 18th there will be an initial meeting for those who would like to help make this beautiful quilt. Look for more info in the newsletter.

An Open House is planned for all new members at Susan R's house on Apr 23rd. This is a great way to meet other new members in a quieter setting.

Be sure to stop in at the Guild on Wednesday or Thursday mornings to sew, chat or get help with a project.

Happy Quilting!

Debi G



Opportunity Quilt Winner!

Our own former member

Mary Kay Holcomb

Membership Spotlight: : Meet Vicky King



Hi! I don't live in Sierra Vista or even Cochise County, I live near Patagonia Lake. I worked in Sierra Vista for many years so I'm used to driving over frequently and knew about the guild so started coming to open sewing when I retired. I was born and raised in Iowa, endured 5 years in Wyoming before finding my happy place, moving to Arizona in 1993. We have 5 children in our blended family with 8 grandchildren. I was a nurse for 20 years and worked in many aspects of nursing including as a nursing instructor for Cochise College.

I think I've been quilting for 20 years! You'd think I'd be better at it by now but I keep practicing. I don't have a favorite pattern but I do gravitate to star blocks. I have tried just about every type of quilting but piecing on my sewing machine is my real favorite. I love using scraps and have noticed that people like to put scrappy pieces at my sewing area. I enjoy foundation paper piecing, machine embroidery and even binding.

I really don't have other hobbies but I enjoy helping my husband in the garden and listening to mystery audiobooks during car rides. Oh wait...we do some camping and traveling, weather permitting. Looking forward to exploring our beautiful country. Oh, I also love cooking and trying new recipes and ingredients. I also cross stitch at night in front of the TV...I guess those count as hobbies.

Just some clarifications on the stash fabric. There are some rumblings that quilters hope to start shopping in the stash since we are losing our 2 stores.

The BOD set a policy when we received the large "Judy" donation many years ago that stash fabric was only for sale in small quantities to finish a personal project when you need a matching piece or free for any Guild project. Batting & backing fabrics are never for sale as they are often purchased.

The policy is 50% of current commercial price: \$5 for regular & \$6 for batiks per yard. Stash fabrics will routinely be weeded for jelly rolls, Boutique, or Free Table. This was set to make it fair & equitable for all members and to remove the appearance of any favoritism.

While it does appear that we have lots of fabric, just think about how much it takes to make 600 quilts in a year. Awesome turnover!

April is Membership Month! Time to renew your membership in the Guild. The yearly membership is only \$35, which entitles you to access to come to the clubhouse during the open hours, use our many supplies, take classes, attend monthly meetings and get all the advice you ask for. You can also enter your quilts in our annual show. If you have already renewed, thanks! If not, the membership application is included in the monthly newsletter. Please confirm that your address and contact information is correct. You can mail the completed Membership Application and payment to the address on the form or bring both to the Guild any Wednesday or Thursday. We'll be happy to see you!

Updated Member Rosters and Member Directory with Photos will be available on the Guild's website when upgrades are completed.

Thank you for your participation and enthusiasm!

ATTN: MEMBERS

Many of you may have gotten strange requests from me or Wendy asking for money to pay Guild bills. The emails ask for money to help pay bills by sending gift cards or money thru Paypal. These are attempts to defraud the Guild. It appears that someone has taken the emails from our public email list in our newsletter and is trying to get someone to bite, this is known as phishing. Please ignore any requests for money for the Guild. Check the email address that the request came from. Do not response. Delete and ignore any requests you get asking for money from 'someone' in the Guild. This is not the first time this has happened and I am sure it will happen again. If you have concerns or questions, call the board member that has 'requested' the money to confirm.



Birthdays

Susan G	Apr 1
Irene S	Apr 5
Doreen D	Apr 06
Linda S	Apr 11
Virginia (Ginny) S	Apr 12
Sue B	Apr 13
Maggie A	Apr 17
Cathy K	Apr 24
Dana R	Apr 27
Janelle M	Apr 30
Florene P	Apr 30

HSQG Contacts


Board of Directors (BOD) Elected

President	Debi G	president@hummingbirdquiltguild.com
Vice President	Georgia M	gannmastin@yahoo.com
Secretary	Donna O	hsqg@hummingbirdquiltguild.com
Treasurer	Wendy S	wendyseals@msn.com


BOD Nonelected

Community Outreach	Janet W	janetwilcox@hotmail.com
	Gail S	gstaples75@gmail.com
Member at Large	JoAnn V	vandine@Q.com
Membership	Mary R	mwritenour@gmail.com
Newsletter Editor	Elizabeth P	newsletter@hummingbirdquiltguild.com
Programs & Workshops	Susan R	swilcox3@mindspring.com
	Sally T	sally@duncanctodd.com
Quilt Show Chair	Kelly R	kellyreimer04@aol.com
Ways & Means	Katie A	stitch-in-time@hotmail.com
	Debbie L	hsqg@hummingbirdquiltguild.com

MEMBERSHIP NEWS




The **2023-2024 HSQG Member Roster and Member Photo Directory** are available. Please contact the Membership Chair who can email you a copy. You must be a paid member to receive a copy.



Editor's Note:

I am, unfortunately, unable to work with a **.pdf or .jpeg text** format. In the future, documents must be submitted in either **.xlsx** or **.docx** format to be used in the newsletter. Documents in **.pdf** format will be returned to the sender, hopefully for conversion and resubmission. Thank you all for your help and understanding in this matter.



2026 OPPORTUNITY QUILT

If you are interested in helping create this beautiful quilt for our Raffle, please sign up on the list next to the Blotto on the table by the door. It is a block-of-the-month and includes the backing! We will be having a short meeting on April 18th at 12:30 PM at the guild. If you have any questions, let me know.

Katie A
909-215-6918
Stitch-in-time@hotmail.com



Thanks to all who sold 2024 Opportunity Tickets!!
Just wanted to let you all know how much I appreciated your help!
Katie A.

K.I.S.S.

KeeP It Simple Sweetie

HSQG Challenge 2024

Back to basics. Plain & simple. Solid color fabric only. Think Amish.

Kona 2024 color of the year included – Julep

Color choices, pattern, and quilting are the focus this year.

Hand embroidery is the only allowed embellishment. Quilting technique of your choice – pieced, applique, etc.

No larger than 60" perimeter -- 12"x 18", 18" x 12", 15" x 15" for example. It can be smaller and can be an irregular shape.

3 layers (top, batting, backing), quilted by hand or sewing machine (not embroidery machine), finished edge, label and sleeve.

SIGN UP BY JULY 1: at HSQG clubhouse, info sheet includes a 5" charm of Kona Julep. Limit 42 (because that's all that was in the charm pack)

IMPORTANT: Email JoAnn at vandine@Q.com by **October 15** with your name, name of quilt, and size of quilt.



Your mother or the maid does not work at the Guild. If you can't take care of your coffee cup, the coffee pot will simply go away!



Education Corner - April – Thursdays, noon-3:00 pm

4 – final beginning 4-patch class

11 – MaryAnn will show how she does string piecing of a fabric foundation. Bring your machine and join the fun.

25 – Vicky will demo making microwave bowls. Come sew, learn, and make a few for the HSQG boutique. Fabric supplied.

Education Corner – May – Thursdays, noon-3:00 pm

2 – Paper Pieced Hearts. This is a class. You must be registered and paid. Limit 7. \$15 for members

9 – Wendy will demo making a sleeve for your quilt.

16 – Laura will demo hand embroidery. This might give you some ideas for your 2024 Challenge Quilt. Bring a hoop. We'll supply floss, needles, and designs.

23 – Dorthy will demo how to do mitered corners and share binding tips.

APRIL MEETINGS AND WORKSHOPS

MEETINGS

16 April 2024-Tuesday morning and evening programs.

Our April meetings will feature Joyce Larson with a program about the need for quilt appraisal and what is involved. She will be at both morning and evening meetings. There will be a question-and-answer period.

Why should I get an appraisal?
 How should I prepare for the appraisal?
 What to expect during the appraisal?
 Appraisal Options & Fees
 For Quilters: How to Increase the Value of the Appraisal



Joyce Larson, Certified Quilt Appraiser

Joyce received her AQS appraiser certification in 2008 and is a member of the Professional Association of Appraisers/Quilted Textiles (PAAQT), the American Quilters Society (AQS), and the Arizona Quilt Documentation Project. She is a fourth-generation quilter with over 40 years of quilting experience who was inducted into the Arizona Quilters Hall of Fame in 2017. She is a very active member of the Hummingbird Stitchers Quilt Guild and has been the Chair for the Vintage Quilts section of the HSQG show. She enjoys expanding her knowledge through independent study of quilt history, fabric dating, fabric identification, and current quilting trends by attending national workshops.

Morning meeting: Joyce Holley will present "The Hunt for Perfect Points."

Evening meeting: Doris W will present a design trunk show from her many years of quilting.

WORKSHOPS

PLEASE PAY BY CHECK OR CASH TO THE HSQG THE MONTH BEFORE OR NO LATER THAN THE WEEK BEFORE. PAY BY CHECK OR CASH TO HSQG AND GIVE TO THE TREASURER. CLASS WILL START AT 9:00 AM AND WE REQUEST YOU BE SET UP AND READY TO START AT THAT TIME. IF AN EMERGENCY ARISES, AND YOU CANNOT ATTEND, CALL SUSAN 520-220-2800 OR SALLY 520-730-4485.

22 May 2023 – Joyce Holley's workshop will last about 6 hours and will start at 9:00 a.m. "It's all about the wings" is a workshop on Flying Geese Units and how to get them to "Fly" and "Atlantic Flyway" using the Wing Clipper Method for making 4 perfect units at a time with the Studio 180 "Wing Clipper 1". Plus opening the process of constructing Migrating Geese using the Quilters Magic Wand. The class fee is \$40.00 and requires you to have the Studio 180 "Wing Clipper 1" ruler. Joyce will bring rulers for the purchase price of \$27.00. This includes a 10% discount. You can see photos on facebook "noahandhersisters" and there is a finished Atlantic Flyway quilt posted in the clubhouse.



Newsletter Wrap Up 2023-2024

The final figures are in for our fiscal year. HSQG donated 644 quilts this year to organizations and individuals in need. Wow. Like, really wow! Our members are truly dedicated. Everyone gets a pat on the back for a job well done. Some of you sewed tops, some sewed fabric together for backing or put on binding! Maybe you just pressed out blocks.

I calculated some fun facts on this effort. First, I estimated average size of each quilt as being one of the 3-yard quilts recently made at a Blue Moon day. Of course, many were larger, some smaller.

7 yards of fabric were used, 3 for the quilt top, 4 for the quilt back to quilt with a long arm machine. Some was used for binding.

A roll of batting is 30 yards by 96". That's enough for approximately 20 quilts. We used more than 32 rolls this year.

So, 644 quilts multiplied by 7 yards of fabric equals about 4,508 yards of fabric. Check it yourself. Amazing! Most of our fabric comes to the Guild as a donation and the stash crew measures and sorts into colors and variety. The average price of good fabric at current prices is \$12/yard. Bins in the stash corner look full to the brim with fabric, don't they? Well, at least 4,508 yards of fabric was needed this past year.

Let's go on to the batting needed for the quilts.

3.5 yards of batting, multiplied by 644 quilts comes out to 2,254 yards used. Another wow!

Other considerations are the current costs of fabric, batting, thread, supplies, and having it quilted. The Guild does focus on serving Cochise County but has provided quilts to others in need, such as wildfire devastation, in New Mexico, California, and Hawaii.

We are fortunate to be able to rent our Guild rooms from the Sierra Vista Unified School District. We have a dedicated place to sew, store supplies, hold classes.

Thanks again to all our members,

Janet W
Community Quilts

The Guild provides ready-to-sew quilt kits in a variety of sizes, colors & patterns. They are located in the tubs in the meeting room & there is no sign out sheet or deadline for completion.

If you find one that intrigues you, but you're not happy with any part, come to the stash to replace that part from our collection. The kits are suggestions, starting points! You can also use your own stash fabric to replace any part.

Many thanks to all of you who take a kit home to complete!

New guidelines for making backs for quilt tops: please make the backing at least 5" longer on each of the top & bottom edges and 4" on each side. This allows for ease in loading the backing without the quilter having to add an extra leader.

Also, please sew down any seam edges from piecing so the seam doesn't come apart in loading.

Every little bit helps our long-arms who volunteer time & thread!



DON'T FORGET!

We have lots of guild pins in stock @ \$5/each!

I will have them available at guild meetings and our Wed & Thurs sewing sessions.

See you soon! Katie A

DONATIONS

Donations for March, 2024

Private individuals	9
Kiwanis Fundraiser	2
Lori's Place	10
Project Linus	51
SW Cancer	10
Quilt of Valor	3

Total: 85

Janet W

Community Outreach

CALLING ALL QUILTERS!

New to the Guild?

Want to meet more quilters?

Want to get more active in the Guild?

Just like to talk about and see more quilts?

Prefer to come evenings than days?

Haven't been to my house before? (I sure hope the weather will cooperate and I have more flowers to look at!)

SAVE THE DATE SAVE THE DATE SAVE THE DATE

OPEN HOUSE OPEN HOUSE OPEN HOUSE

WHEN: Tuesday, April 23, 2024

WHERE: Home of Susan R (maps and address at club house)

TIME: 10:00 to 12:00 a.m.

Repeated in the evening 5:00 to 7:00 p.m.

WHO: New Members, anyone who hasn't attended before, any quilter interested in meeting few friends

WHAT: Coffee, tea, cookies, fresh fruit, maybe a coffee cake


(Contributions welcome)

WHAT: Coffee in the garden, quilt-y talk, door prizes



BLOTTO

Jan – April 2024 BLOTTO
Spring Fun Pinwheel 12 ½ " unfinished
 Drawing April 16, 2024



The current BLOTTO block is the Spring Fun Pinwheel. There are just a few kits left at the guild to be picked up and sewn. If you picked up a kit already, PLEASE make sure that it is finished and **turned in** before the meeting April 16.

Remember that your block must measure 12 ½", have the colors as shown, and you must **RETURN** the block with your name attached in order to participate in the BLOTTO.

If you have any questions, contact Donna O @ 520-220-8851 or d_j_otto@yahoo.com

Hospital Display



BLUE MOON

We will have had our 3rd Blue Moon Sewing Day by the time this is published. At least 20 quilters have participated each time, enjoying the camaraderie & challenge. Blue Moons are held the last Thursday of every 3rd month.

We've made 3-yard quilts, microwave bowl cozies, and a variation of a courtyard pattern. The quilt tops are then run through our regular quilting process for distribution.

I'm looking for someone to head up the next 3 Blue Moons in June, Sept & next Jan. The stash area will help you select fabric & quilters will help cut up the kits.

Contact me if you have any questions or are interested.

Gail S





**Hummingbird Stitchers Quilt Guild
Community Quilts
2023-2024**

Quilts Donated

Beauty from Ashes	4
Boutique	4
Buena Project Graduation	1
Cars in the Park fundraiser	1
C.A.S.A.	25
Cochise County Foster Care	18
Cochise Oncology	40
Copper Queen Infusion Ctr	10
SV Dialysis Center	28
Forgach House	51
Fresenius Dialysis	10
Good Shepherd Service	3
Kiwanis Fundraiser	3
Hoops House	26
Lori's Place	35
Maui, HI Fire individuals	12
NICP	19
Peaches Pantry	2
Private individuals	24
Project Linus	81
Quilts of Valor	21
Sierra Vista Gives	2
SW Cancer Ctr	53
VA Aux Home	10
Via Elegante	35
Vietnam Vets America	4
Warrior Healing Ctr	38
WIC Program	84
Totals as of March 31, 2024	<u>644</u>

Salvation Army and St Vincent de Paul received fabric and supplies

Peach's Pantry - SVPS received food donations from Guild members

Donation of fabric-scrap animal beds made by a member to Animal shelter



Sierra Vista, Arizona Barn Quilt Trail

Have you noticed the barn quilt blocks along Fry Blvd? There's a trail! And it includes more than Fry Blvd! Barn quilt blocks aren't just for barns anymore! Several Guild members also have barn quilt blocks at their homes.

As part of the Guild's Community Outreach program, the Guild began a collaboration with the City of Sierra Vista to promote the West End Revitalization project. Begun in the fall of 2021, we are creating a barn quilt trail.

The Sierra Vista Barn Quilt Trail increases Guild visibility as fiber and visual artists in the city and complements the streetscape improvements along Fry Boulevard. The Sierra Vista Trail begins with blocks mounted at the Landmark Cafe and the old Hoppin Grapes building on Fry boulevard. There are currently 57 barn quilt blocks around Sierra Vista, each painted by HSQG members. The trail is listed on the City's website app at <https://play.google.com/store/apps/details?id=com.guidebook.apps.ExploreSierraVista.android> is available on the Guild's website. The plan is for the barn quilt trail to eventually expand throughout Sierra Vista and the surrounding communities.

Trails are one of the fastest-growing grassroots public arts movements in the United States. Others collaborating in the project are the West End Commission, Henry Hauser Museum, Legacy Foundation, Sierra Vista ACE Hardware, Home Depot, Carmichael Neighborhood Association.

There are now barn quilt trails in all 50 states and 3 provinces in Canada and the trails continue to grow. Over 16,000 quilts are part of organized trails. There is an interactive website, <http://www.barnquiltinfo.com>, where you can click on a state and it will highlight the counties with quilt trails and other news. Trails have been combined in some venues to join other tourist attractions, such as a yearly barn quilt and winery tasting tour in Oregon.

If you are interested in painting a block, or 2, email Janet W, Community Quilts or Susan W, Programs Chair and we can schedule a class.





Hummingbird Stitchers Quilt Guild Membership

April 1, 2024 to March 31, 2025

Returning members: Please list your name and only the information that has changed

Last Name:	First Name:
Mailing Address:	City: Zip Code:
Birthday (Month/Day Only)	
Land Line Phone: ()	Cell Phone: ()
Email Address:	

Check All That Apply

New Membership

Renewal

Adult Membership \$35

Junior Membership \$17.50

Joining to enter Quilt Show

I understand that the primary goal of the Hummingbird Stitchers Quilt Guild is to promote interest in and an appreciation of quilting and fiber arts and to contribute quilts to the community. To achieve this goal, the Guild has quilt shows, various yearly projects, and monthly programs. By being a member of this Guild's projects, shows and programs I will share my time and talents as generously as I can for the betterment of the Guild.

I give consent for photos of myself and my property to be used in print media, on the Guild website, and on quilt show CDs for promoting Hummingbird Stitchers Quilt Guild and its activities.

Signed: _____

Please make check payable to HSQG and mail to:

Hummingbird Stitchers Quilt Guild
 P.O. Box 1326
 Sierra Vista, AZ 85635

Or deliver to the Membership Chair or Treasurer at a HSQG Meeting

For Guild Use Only	
Membership Number	
Check Number/Cash	
Amount Received	
Date Received	

In case of an Emergency, Please Contact: (this information is voluntary)

Name: _____

Phone Number(s): _____