


Blotto Block - January - May 2019

Blotto Drawing - Wednesday, May 8, 2019


Block Name: Balkan Puzzle

Block Size: 12 1/2" x 12 1/2" *****Please make sure your block meets the size and color requirements to qualify for the drawing !!!!**

Guild fabric: Four - 4 1/4" squares of dark blue fabric 

Four - 4 1/4" squares of blue/green fabric 

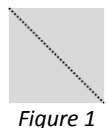
Two - 4 1/4" squares of yellow/green dot fabric 

Your fabric: Cut - six 4 1/4" squares of ivory fabric 

******* NOTE: Sew all seams a scant 1/4" *******

Half Square Triangles (HST)

1. Mark a diagonal line on the back of each of the six ivory 4 1/4" squares provided by you (see Figure 1). Place four of the marked ivory squares, right sides together (RST), with the 4 1/4" dark blue squares provided by the guild.
 *Sew a scant 1/4" seam on each side of the line drawn on the back of the ivory square. Cut the squares apart on the drawn line to make eight HST units (see Figure 2). Carefully press each triangle unit with the seam allowance away from the ivory. Square each unit to 3 1/2".



2. Place the two remaining marked ivory squares with RST with two of the blue/green squares provided by the guild. Repeat from (*) in step 1. You will have four HST units when finished.

3. Mark a diagonal line on the back of each of the two yellow/green squares provided by the guild. Place the marked squares with the two remaining blue/green squares. Repeat from (*) in step 1. You will have four HST units when finished

4. Layout the HST units according to Figure 3.

Sew the HST units together by rows using a scant 1/4" seam allowance. Press seams in Row 1 and 3 to the right. Press seams in Row 2 and 4 to the left. Sew horizontal rows together to complete the block.

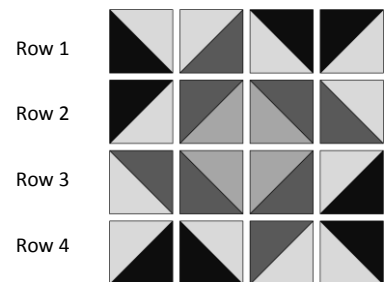
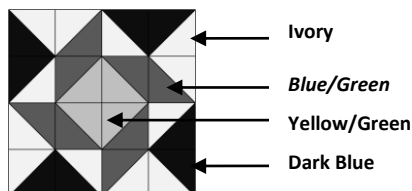


Figure 3



Your completed block should measure 12 1/2" square!!!

*If you have any questions call:
 Debi 227-0381 or Nancy 508-9044*