



The Hummer

The Newsletter of the Hummingbird Stitches Quilt Guild

Website: www.hummingbirdquiltguild.com

Email: HSQG@hummingbirdquiltguild.com

P.O. Box 1326, Sierra Vista, AZ 85636-1326

January, 2024

Guild meetings are held at Rothery Education Center located at 3305 E. Fry Blvd., Sierra Vista unless otherwise noted.

January

The clubhouse will be open as follows.

***Regular Wednesday Hours:
8:30-11:30**

***Regular Thursday Hours :
8:30-2:00**

***See Special Dates below!**



Reminder of these Special Dates in January:

- 03-06 Jan:** Workshop at the Guild. Limited Open sew
- 10 Jan:** BOD, Noon
- 11 & 25 Jan:** Sharing Quilting Skills-Debi G
- 16 Jan:** AM & PM: Quarterly Business Meeting
- 18 Jan:** Quilt entry deadline

Pueblo del Sol Elementary
School, Sierra Vista



***** President's Message *****

Happy New Year!

Here is hoping all of you had a peaceful and happy holiday season. As I write this, we are still a couple of days from Christmas and except for cooking, I *think* I am ready. I want to thank Bert C, Susan R and their helpers for hosting the Guild Holiday Party. It was a smashing success. While I am in a thankful mood, thanks also go to Donna O for preparing our BLOTTO's, and to the ladies that are preparing our Blue Moon activities. Without all of you that step forward to help, we would not be able to do so many activities.

Speaking of activities, we will be starting the Sharing Quilting Skills in Jan. On the 11th & 25th, I will be available in the afternoons (1230-2) to help anyone with quilt sleeves, labels or general quilt questions. Jill H will be there on the 25th to help with wool appliqué and embroidery. We may have a few other skills available too; stay tuned for further announcements.

At our quarterly business meeting in January, the nominating committee will present the proposed slate of officers for next year; we will review entering your quilt in the show; and answer any of your quilt show questions. The **due date** for turning in your entries and photo of your quilt(s) is **18 Jan**. There will be someone at the Guild during our regular hours the 17th and 18th to take Polaroid photos, if you need one. Your quilt does not need to be done at the time you enter, but a picture of the top is necessary.

With the quilt show quickly approaching, please sign-up for several of over **400** slots that need to be filled for the show to run smoothly. The sign-up folders are on a table in the meeting room.

The Story of Everybody, Anybody, Somebody, & Nobody:

There was an important job to be done and **Everybody** was asked to do it. **Everybody** was sure **Somebody** would do it. **Anybody** could have done it, but **Nobody** did it. **Somebody** got angry about that because it was **Everybody's** job. **Everybody** thought **Anybody** could do it but **Nobody** realized that **Everybody** wouldn't do it. It ended up that **Everybody** blamed **Somebody** when actually **Nobody** asked **Anybody**. **Charles R. Swindoll**

Please Volunteer to help at the quilt show!

Happy Quilting!

Debi G

Special Dates!

17-18 Jan: Quilt photos taken and entry forms due for the Quilt Show

20 Feb: Program Meeting: Safety with Mr Borgstadt




Our deepest condolences go out to Sue Lee on the recent loss of her husband.

Our sympathy extends to Maggie A on the loss of her brother-in-law recently.

BLOTTO

Nov 2023-Jan 2024



Winter Solstice Greek Cross

The Blotto, **Winter Solstice Greek Cross**, is now ready to pick up and sew. This month all the fabric is provided to make a winterish-looking quilt. ***This drawing will be January 16, 2024!***

Remember that for your block to be included in the drawing, it must measure at exactly 12½ " Square.

If you have any questions, contact Donna O @ 520-220-8851 or d_j_otto@yahoo.com



Membership Spotlight

I have been with the guild about 13 years. I have served as the Programs Chair, BLOTTO co-chair, Hospitality co-chair, worked on many of our opportunity quilts and am currently the Guild President. I have two daughters, a son-in-law and four grandkitties. My husband, Dan, and I have been married 39 years and have lived in eight states together, thanks to the Army. He hails from Vermont and me from California; we met/married in Washington. We have lived in Sierra Vista for over 26 years.

I started sewing at about eight years old but started quilting seriously about 20 years ago. I love planning and piecing the quilt; and teaching others how to quilt. When I am not quilting, I can be found researching my family's ancestry, which I have been doing for over 15 years.



Don't forget to pick up your tickets for the 2024 Opportunity Quilt!

The proceeds from these tickets help to keep our Guild running by providing funds for batting and supplies to make our Community Quilts as well as the rent for our location. Last year, we were able to donate 510 quilts to people in our Community!! Let's see if we can break last year's number!!

Katie A

Quilt

Show

News!

Happy New Year!

We are getting close to the annual **Quilts of the Huachucas Quilt Show!**

Entries are due - Jan 18th!

We'll be at the Guild on Jan 17th & 18th to help you get entries ready.

Your quilt does not have to be done yet, bring it in for photos, learn folding and forms!

Melanie Harris, Quilt Show Chair

mccalebmelanie@gmail.com



Birthdays

Kay (Kathryn) W	Jan 3
Shirley A	Jan 06
Mickey W	Jan 6
Sidney D	Jan 08
Jean K	Jan 17
Jeannine G	Jan 19
Joan B	Jan 27
Dot R	Jan 27
Jill H	Jan 29
Nancy T	Jan 29



HSQG Contacts

Officers

President	Debi G	president@hummingbirdquiltguild.com
Future President	Georgia M	gannmastin@yahoo.com
Past President	Nas M	pastpresident@hummingbirdquiltguild.com
Secretary	Debbie L	hsqg@hummingbirdquiltguild.com
Treasurer	Wendy S	wendyseals@msn.com

Non-elected officers/committees

Community Outreach	Janet W	janetwilcox@hotmail.com
	Gail S	gstaples75@gmail.com
Membership	Mary R	mwritenour@gmail.com
Newsletter Editor	Elizabeth P	newsletter@hummingbirdquiltguild.com
Programs & Workshops	Clara P	cpimple@cox.net
	Patti H	phop1@cox.net
Quilt Show Chair(s) 2024	Melanie H	mccalebmelanie@gmail.com
	Virginia M	mccabex4@msn.com
Ways & Means	Katie A	stitch-in-time@hotmail.com
	Debbie L (Boutique)	hsqg@hummingbirdquiltguild.com


MEMBERSHIP NEWS

The **2023-2024 HSQG Member Roster and Member Photo Directory** are available. Please contact the Membership Chair who can email you a copy. You must be a paid member to receive a copy.



Editor's Note:

I am, unfortunately, unable to work with a **.pdf or .jpeg text** format. In the future, documents must be submitted in either **.xlsx** or **.docx** format to be used in the newsletter. Documents in **.pdf** format will be returned to the sender, hopefully for conversion and resubmission. Thank you all for your help and understanding in this matter.



2026 OPPORTUNITY QUILT

We will be getting together in April after the quilt show to start working on this quilt. It is a block of the month and includes the backing! If you are interested in working on this gorgeous quilt, please let me know!

Katie A

Stitch-in-time@hotmail.com

QUILT SHOW SET-UP

Good day, Ladies.

I would like to remind you all that we are not allowed into the Buena High School cafeteria until 4pm the afternoon of Friday, March 1, 2024 for the quilt show set-up. Please park your cars in the adjacent parking lot to alleviate blocking quilt show delivery vehicles. And, if you do park in the ramp area, move your car as soon as it is unloaded. The broad stroke plan is to unload all the boutique merchandise and display fixtures first.

Then, we will break into row set up teams, and work with them to erect the poles and drapes.

After dinner, the teams will divide into two dirty ladder climbers, two semi clean display pole inserters, and a clean quilt handler. This will keep the quilts clean by not having people touch poles and then quilts.

The teams will use S-hooks, and suspension cables to hang and adjust each quilt as they are hung. The idea is not to have to come back and adjust the height of the quilts once they are hung. The ladder people can stay on the ladders, the semi- clean people can fit the quilts onto the rods, and hand them up to the ladder folks, and the clean person can advise how to best adjust for height and level. This way, once you have worked down a row, it is completed.

Please sign up in advance so we know who, and how many to expect to help. If you would, please put a 1/2 inch wrench in your pocket, and bring a light-weight ladder; everything else will be furnished. All the quilt show sign-up books are on the table under the bulletin board.

Thanks,
John H

Community Outreach

Port pillows were made by guild members and friends and donated to the Arizona Cancer Foundation in Tucson. They are little pillows that attach to a vehicle seat belt and provide padding over a patient's infusion port. There are fliers at the Guild with more information about the Foundation. Sure wish I had had one when I had a port years ago.

Janet W
Community Quilts



The 2025 Opportunity Quilt has been named!

The Winning Name is:

Scarlett Dreams

Thank you to everyone for all the submissions;
they were awesome!

And Thank You to Debi G for the winning name!

PROGRAMS & WORKSHOPS

PROGRAMS


16 JAN 2024 – Our program for today will be "HOW TO PREPARE YOUR QUILT FOR THE QUILT SHOW". From how to fold your quilt to how to prepare and attach your sleeve. So come prepared to ask questions so that you will be set to enter your quilt!!

20 FEB 2024 – Mr. Borgstadt, from our local fire station, will be discussing safety.

WORKSHOPS

PLEASE PAY BY CHECK OR CASH TO THE HSQG THE MONTH BEFORE OR NO LATER THAN THE WEEK BEFORE. PAY BY CHECK OR CASH TO HSQG AND GIVE TO THE TREASURER. CLASS WILL START AT 9:00 AM AND WE REQUEST YOU BE SET UP AND READY TO START AT THAT TIME. IF AN EMERGENCY ARISES, AND YOU CANNOT ATTEND, CALL CLARA OR PATTI. TELEPHONE NUMBERS ARE ON THE LIST OF MEMBERS. CALL CLARA AT 520-266-0575 OR PATTI AT 520-227-5747.

Jan 3rd, through Jan 6th, 2024 – – **THIS CLASS HAS ENOUGH PEOPLE SIGNED UP AND IS A GO. IF YOU ARE SIGNED UP AND HAVE NOT PAID, PLEASE DO SO THIS MONTH!!**. Deb Deaton will be giving her 4-day workshop. This is a daytime workshop. This is Deb Deaton's 4-day Fiber Arts Bootcamp. Strap in for a jam-packed 4 days of creating! The cost is \$295.00 plus \$25.00 kit fee if you want to do "Splendor" shown below. Paints will be provided as well as the use of instructor's mixed media supplies if you do not have your own. Stop in at the Guild and see the original "Splendor" fiber arts piece that Deb created. You can pick a picture of your choice, any scenery, animals, buildings, etc. If you think you might want to take the class but are not sure, or you aren't sure what design/picture to use, let me (Patti H 520-227-5747) know and I will provide Deb's contact information.



Kudos to **Bella Vista Elementary School** for being selected as a finalist for National Title I Distinguished Award for elementary schools! A reporter from KGUN9 TV featured it November 6 on the 5:00pm news. Check out the Barn Block in school colors! Everyone who was watching the news was treated to a view of the block! Great publicity and the entire report can be found on the KGUN9 webpage.





HSQG Sweetheart Bakery Sale

30-minute Blitz Sale

Tuesday, February 20, 2024

Step over to the Boutique table for scrumptious bargains on:

Layer Cakes

Jelly Rolls

Cloth Loaves

Fat Quarter Turnovers

And a generous sprinkling of Notions

All happening right after the monthly meeting!



Your mother or the maid does not work at the Guild. If you can't take care of your coffee cup, the coffee pot will simply go away!



The Guild provides ready-to-sew quilt kits in a variety of sizes, colors & patterns. They are located in the tubs in the meeting room & there is no sign out sheet or deadline for completion.

If you find one that intrigues you, but you're not happy with any part, come to the stash to replace that part from our collection. The kits are suggestions, starting points! You can also use your own stash fabric to replace any part.

Many thanks to all of you who take a kit home to complete!

New guidelines for making backs for quilt tops: please make the backing at least 5" longer on each of the top & bottom edges and 4" on each side. This allows for ease in loading the backing without the quilter having to add an extra leader.

Also, please sew down any seam edges from piecing so the seam doesn't come apart in loading.

Every little bit helps our long-arms who volunteer time & thread!



DON'T FORGET!

We have new guild pins in stock @ \$5/each!

I will have them available at guild meetings and our Wed & Thurs sewing sessions.

See you soon! Katie A

SQS (Sharing Quilting Skills)

Starting in January, the guild will start the Sharing Quilting Skills (SQS) that was a result of our survey. These mini-sessions will be on select Thursday afternoons, 1230-2. The informal sessions will be on a drop-in basis. Bring a project you need help with, learn a new skill, or refine a rusty one. If you would be willing to share your skill, let Debi G know or sign up.

On Jan 11th, Mary Lou will be available to show how to make the Christmas star ornaments. She will have fabric ready to use. On the 25th, Jill H will be ready to help with wool appliqué/embroidery. There will be small wool kits available for purchase at the Guild. Also on the 11th & 25th, Maryann will be there to show how to make a string block on a foundation and Debi G will help with quilt sleeves, labels, and general quilting questions. In Feb, Shirley A will work with those interested in learning to make dog/cat beds. She requests you bring scraps of any fabrics you have: any non-cotton quilting fabrics like corduroy, knits, curtain fabrics, bed pads, fleece, etc. and batting leftovers that are larger than 1 inch wide. And bring your sewing machine, so you can make a bed that day.



PASSWORD CHANGE: Members Only Tab

A benefit of being a member is access to information not available to everyone. Examples include Accuquilt information, patterns, board meeting minutes and membership rosters with contact information. This information is posted on our website under the Members Only Tab and is password protected.

Each year we change the password so only current guild members have the password. The Username and Password changed on 5 July 2023. So, if you have not renewed your membership, please do so quickly. We want to share all the joys of quilting with you. The new Username and Password should have been emailed to all current members only at the end of June with the July newsletter notification. You can also find out the new User Name and Password by contacting our secretary, Debbie, at hsqg@hummingbirdquiltguild.com or myself, Eileen, at web-site@hummingbirdquiltguild.com.

We'll check the membership roster and if you are on it, we'll email it back to you.



Hummingbird Stitches Quilt Guild Membership

April 1, 2023 to March 31, 2024

Returning members: Please list your name and only the information that has changed

Last Name: _____ First Name: _____

Mailing Address: _____ City: _____ Zip Code _____

Birthday (Month/Day Only) _____

Land Line Phone: () _____ Cell Phone: () _____

Email Address: _____

Check All That Apply

New Membership

Renewal

Adult Membership \$35

Junior Membership \$17.50

Joining to enter Quilt Show

I understand that the primary goal of the Hummingbird Stitches Quilt Guild is to promote interest in and an appreciation of quilting and fiber arts and to contribute quilts to the community. To achieve this goal, the Guild has quilt shows, various yearly projects, and monthly programs. By being a member of this Guild's projects, shows and programs I will share my time and talents as generously as I can for the betterment of the Guild.

I give consent for photos of myself and my property to be used in print media, on the Guild website, and on quilt show CDs for promoting Hummingbird Stitches Quilt Guild and its activities.

Signed: _____

Please make check payable to HSQG and mail to:

Hummingbird Stitches Quilt Guild
 P.O. Box 1326
 Sierra Vista, AZ 85635

Or deliver to the Membership Chair or Treasurer at a HSQG Meeting

For Guild Use Only	
Membership Number	
Check Number/Cash	
Amount Received	
Date Received	

In case of an Emergency, Please Contact: (this information is voluntary)

Name: _____

Phone Number(s): _____

2024 HSQG Quilt Show Entry Rules and Definitions

RULES:

Deadline for submission of entry forms is January 18, 2024. No late entries accepted. Completed entry forms must include photo and hang tag statement and be received by January 18th. Be cautious of the deadline if mailing.

You must have a current HSQG membership to enter.

The entry must have been made by the guild member in whole or part.

You may enter only one quilt *per judged category*. Judged quilt entries must not have been judged in any other HSQG show.

You may enter multiple quilts for *Display* (not judged.) Entries will be accepted on a space-available basis.

The Show and Design Chairs reserve the right to limit the number of quilts per person if necessary.

A color photo must be submitted with your entry form; 3 x 5 to 4 x 6 only, cut to this size. Write your name, quilt name, width and length on the back of the photo. The Design Committee will assign hanging space using your photo.

An entry will be rejected if it is not clean and free of smoke odors and pet hair.

All quilts must have a 4-inch hanging sleeve **sewn** to the back of the quilt. Small quilts can use a 2 inch sleeve.

Quilts must have a label with quilter's name and quilt name, sewn on. If the quilt is being judged, the quilter's name must be covered with fabric secured by basting.

All entries must be brought to the **Ethel Berger Center, 2950 E. Tacoma**, on Wednesday, February 28th, from 9:00 - 11:00 am. The Committee will be responsible for getting all quilts to Buena High School on Friday.

All entries must be picked up on Sunday, March 3rd, from 3:45 – 4:30 pm with the receipt you are given at check-in.

The show chairs may re-categorize any entry to comply with the definitions.

All quilts purchased at the show will pay the Guild a 10% handling fee as per the bylaws.

Entry forms must be turned in to Georgia Mastin at any meeting or mailed to her home. (see roster)

Please don't submit an entry unless you are sure it will be ready for the show!

CATEGORY DEFINITIONS:

Appliqued: A quilt that is more than 50% appliqued.

Pieced: A quilt that is more than 50% pieced.

Mixed Techniques: A quilt that contains more than one technique in **equal amounts**.

Hand Quilted: Quilts of all sizes and techniques that are hand quilted. (You may also enter hand quilted items in other categories.)

Non-traditional: A quilt created as a work of art, reflecting innovative construction techniques, subject matter and/or materials and using no commercial patterns.

Machine Embroidery: A quilt that is more than 50% machine embroidered, all sizes.

Modern: Any techniques may be used but quilts in this category must feature at least one of the following criteria: 1) a significant amount of negative space, 2) dense graphic quilting, 3) the majority of fabrics used should read as solid.

Group: A quilt made by three or more people.

Other: Techniques not listed such as yo-yo, cathedral window, whole cloth and apparel.

CATEGORY SIZES: **Small** – perimeter less than 168". **Medium** – perimeter 168"-279". **Large** – perimeter 280" or greater

2024 Awards:

Awarded by the judge:

First, Second, Third and Honorable Mention ribbons as earned for each category

Exemplary Hand Quilting, Exemplary Computer Assisted Machine Quilting, Exemplary Free Motion Machine Quilting

Best Modern Quilt, Best Use of Color, Best of Show, Judge's Choice

Awarded based on the quilt show attendee votes: Viewer's Choice Ribbons

Awarded by the Quilt Show Chair: HSQG Heart Award

Hummingbird Stitchers Quilt Show Entry 2024

Entry form due by Thursday, January 18, 2024. No late entries accepted.

Name of quilt maker: _____ Phone: _____
 Email: _____ Mobile: _____
 Name of quilt: _____
 Size: Width _____ Length _____ Perimeter (W+W+L+L) _____ inches
 Name pattern or design source _____ Is this a kit? Yes _____ No _____
 Who quilted this quilt? _____
 Hand quilted _____ Machine quilted, computer assisted _____ Machine quilted, free motion _____
 Is this quilt for sale? NO _____ YES, list sales price _____ (a 10% handling fee will be paid to the Guild)
 If this quilt should be hung with other quilts such as the current challenge or a class, please name _____

Please check the appropriate statement:

_____ My quilt will not be judged. (**Please skip to section B.**)

_____ My quilt will be judged

A

****Judged Quilts Only****

Circle one category number in Section A. (Please refer to Show Entry and Category Definitions handout)

1. <i>Small Applique</i>	
2. <i>Medium and Large Applique</i>	9. <i>Medium and Large Mixed Technique</i>
3. <i>Small Pieced</i>	10. <i>Hand Quilted</i>
4. <i>Medium Pieced, Computer Assisted Quilting</i>	11. <i>Non-traditional</i>
5. <i>Medium Pieced, Free Motion Quilting</i>	12. <i>Machine Embroidery</i>
6. <i>Large Pieced, Computer Assisted Quilting</i>	13. <i>Modern</i>
7. <i>Large Pieced, Free Motion</i>	14. <i>Group</i>
8. <i>Small Mixed Technique</i>	15. <i>Other</i>

B

All Quilts

Please attach COLOR photo, 3X5 to 4X6 only. Trim photo to this size.

Write your name, quilt name, width, and length on back of photo.

Attach a SHORT hang tag statement describing your inspiration for this quilt.

Information about your process or techniques is appreciated by the viewers.

I wish to enter the above item and agree to the rules as stated. I understand HSQG will take all reasonable precautions to protect my quilt but cannot be responsible for loss or damage during judging and the quilt show. Insuring the quilt is my responsibility. HSQG has my permission to photograph this quilt and use the photos to promote the guild including website display.

Signature: _____ Date: _____
 Parent or Guardian: _____ Date: _____ (Students)

Turn in entry forms to Georgia Mastin at any guild meeting or mail to Georgia (address in roster). All forms must arrive by the due date, January 18, 2024.