



The Hummer

The Newsletter of the Hummingbird Stitches Quilt Guild

Website: www.hummingbirdquiltguild.com

Email: HSQG@hummingbirdquiltguild.com

P.O. Box 1326, Sierra Vista, AZ 85636-1326

June, 2024

Guild meetings are held at Rothery Education Center located at 3305 E. Fry Blvd., Sierra Vista unless otherwise noted.

June

The clubhouse will be open as follows.

***Regular Wednesday Hours:
8:30-11:30**

***Regular Thursday Hours :
8:30-2:00 except July 4**

***See Special Dates below!**



Reminder of these Special Dates in June & July:

5 & 12 Jun, Wed, 500-730pm - beginning quilt class
 12 Jun, Wed, noon - BOD
 18 Jun, Tues, 9am - Monthly meeting, Wedding Tea
 Morning and Evening
 20 Jun, Thurs, 12-3pm - mitered binding demo
 27 Jun, Thurs, all day - Blue Moon

1 Jul, Deadline for challenge quilt entries
 4 Jul, HOLIDAY - GUILD CLOSED
 12 Jul, BOD
 16 Jul, Program meeting - Helen Frost
 17 Jul, workshop - Helen Frost
 25 Jul, demo - Christmas Stockings

We'll be happy to see you! Updated Member Rosters and Member Directory with Photos will be available on the Guild's website when upgrades are completed. Thank you for your participation and enthusiasm!



Get well wishes go out to Virginia M and Joy D for speedy recovery from recent surgeries.

***** President's Message *****

"Our friendships (and marriages) are stitched together with love and laughter, just like our quilts."

June, the beginning of summer and a month of activities: graduations, weddings, and travel! The gift 'basket' that the guild donated to Project Graduation at Buena High School, included sheets, towels and a beautiful quilt, made by Wendy S & quilted by Doris W. Thank you to both of you for doing this! Our program chairs have a special treat for us this month, as we will enjoy a wedding themed tea! It will be fun to reminisce about our own wedding(s) and hear about those of others. Be sure to bring a picture of you as a bride to put on the 'guess who this is' wall. Remember, if you stop at a quilt store while you are traveling, take a picture and send it and some info to the newsletter!

Did you notice that we can now 'see' the sidewalk at night? Thanks to Georgia M and Dr. Chun for making our way a little safer. Thanks also go out to Mary R for finding the guild the perfect wagon in which to haul all of our donations and quilts. It is in the guild for all of us to use. Another new item, with the approval of the board of directors, Donna O secured a great sound system with two microphones! Now we will be able to better hear our speakers and put it to use at the quilt show and other public events.

We have had some scheduling conflicts lately with all of our events/activities, so a large three-month calendar is now hanging on the chalk board. If you want to plan an event or see what is already planned, be sure to review the calendar.

What fun programs we had in May: in the morning, Joyce Holley with Studio 180 shared her beautiful quilts made using the Studio 180 rulers; then on Wednesday she taught a class on making perfect flying geese using the rulers. In the evening, our own Doris W, presented a trunk show of the many interesting quilts she has made over the years. Thank you to both ladies for sharing their talents with us!


If you have not taken advantage of the free demos, offered on select Thursday afternoons, you are missing a great opportunity to learn some new skills at no charge. The demos are well attended and we are so thankful for our member 'teachers'! Look for upcoming demos and activities listed in the newsletter.

Remember, due to the 4th of July holiday falling on Thursday, the guild will be closed.

Happy Quilting!

Debi G

Membership Spotlight: : Meet Nancy Miller



I live in Tombstone off highway 80. My husband and I moved here 10 years ago from California. I consider myself a novice quilter and would like to improve my techniques and how-to-do the right ways from the other quilters in the guild. I am impressed in all the guild does and the on-going projects that they support. Every person that I have met is extremely supportive with sharing their skills and knowledge. I look forward to being supportive in the guild goals going forward. I hope to meet many of you at future events or at the guild center.

Caring-- If you know of a member that is recovering from an illness, an accident or an injury, or has experienced a death in the family, please let one of the following people know, so the guild can send a card: Guild president, Debi G; any board member; the Caring Chair – Shirley F; or Gail S. Thank you!

2025 Tombstone Quilt Show

Calling All Quilters: The rules and application for the 44th Annual Tombstone Quilt Show are now posted on our website at:

<https://na01.safelinks.protection.outlook.com/?url=http%3A%2F%2Fwww.tombstoneartgallery.com%2F&data=05%7C02%7C%7C065261fdfe764b06db6b08dc73b3d155%7C84df9e7fe9f640afb435aaaaaaaaaaaa%7C1%7C0%7C638512463389525478%7CUnknown%7CTWFpbGZsb3d8eyJWIjoiMC4wLjAwMDAilCJQIjoiV2luMzIiLCJBTiI6Ikk1haWwiLCJXVCI6Mn0%3D%7C0%7C%7C%7C&sdata=Wdh6OZq8yQuyCXh2Nilxu28Qxraa345%2FLXiX%2BjDb8%3D&reserved=0.>

The Show will be held during the month of February 2025. Application deadline is January 10, 2025.

Quarterly BIZ meeting

The embroidered badges are slightly delayed.
Newsletters should be available by the 3rd of each month.
A sound system will be purchased for use at our meetings.



Attention Members:

The guild has recently purchased a heavy-duty canvas wagon for use by the guild. It is stored at the clubhouse and will make transporting our many donations from the parking lot much easier. Thank you to Mary R for taking care of this for us.



Birthdays

Sue D	Jun 01
Jill B	Jun 02
Jan B	Jun 05
Jo G	Jun 05
Maryann L	Jun 07
Roberta W	Jun 08
Catherine H	Jun 09
Peggy K	Jun 10
Lois K	Jun 11
Cathy N	Jun 11
Jacqueline J P	Jun 11
Lucinda R	Jun 11
Kalista D	Jun 12
Addie L	Jun 13
Mary G	Jun 15
Pauline G	Jun 26
Dana E	Jun 27
EulaMae T	Jun 30

HSQG Contacts


Board of Directors (BOD) Elected

President	Debi G	president@hummingbirdquiltguild.com
Vice President	Georgia M	gannmastin@yahoo.com
Secretary	Donna O	hsqg@hummingbirdquiltguild.com
Treasurer	Wendy S	wendyseals@msn.com

BOD Nonelected

Community Outreach	Janet W	janetwilcox@hotmail.com
	Gail S	gstaples75@gmail.com
Member at Large	JoAnn V	vandine@Q.com
Membership	Mary R	mwritenour@gmail.com
Newsletter Editor	Elizabeth P	newsletter@hummingbirdquiltguild.com
Programs & Workshops	Susan R	swilcox3@mindspring.com
	Sally T	sally@duncanctodd.com
Quilt Show Chair	Kelly R	kellyreimer04@aol.com
Ways & Means	Katie A	stitch-in-time@hotmail.com
	Debbie L	howie54@msn.com

MEMBERSHIP NEWS



The **2024-2025 HSQG Member Roster and Member Photo Directory** are available. Please contact the Membership Chair who can email you a copy. You must be a paid member to receive a copy.



Editor's Note:

I am, unfortunately, unable to work with a **.pdf or .jpeg text** format. In the future, documents must be submitted in either **.xlsx** or **.docx** format to be used in the newsletter. Documents in **.pdf** format will be returned to the sender, hopefully for conversion and resubmission. Thank you all for your help and understanding in this matter.



Grateful Goods
The Community Vendors Market That Gives Back

Mark your Calendars:

We will be selling Tickets for our

2025 Opportunity Quilt on

Saturday, July 13th from


9AM to 3PM.

We would love your help!!

Sign-up sheet will be on table by door.

P.S. Clara P thanks for the tip!

Katie A

**K.I.S.S.****Keep It Simple Sweetie**

HSQG Challenge 2024

Back to basics. Plain & simple. Solid color fabric only. Think Amish.

Kona 2024 color of the year included – Julep

Color choices, pattern, and quilting are the focus this year.

Hand embroidery is the only allowed embellishment. Quilting technique of your choice – pieced, applique, etc.

No larger than 60" perimeter -- 12"x 18", 18" x 12", 15" x 15" for example. It can be smaller and can be an irregular shape.

3 layers (top, batting, backing), quilted by hand or sewing machine (not embroidery machine), finished edge, label and sleeve.

SIGN UP BY JULY 1: at HSQG clubhouse, info sheet includes a 5" charm of Kona Julep. Limit 42 (because that's all that was in the charm pack)

IMPORTANT: Email JoAnn at vandine@Q.com by **October 15** with your name, name of quilt, and size of quilt.



Your mother or the maid does not work at the Guild. If you can't take care of your coffee cup, the coffee pot will simply go away!

**Education Corner - June – Thursdays noon-3:00 pm.**

20 – **Mitered Binding Demo.** JoAnn will show you how to bring the back of the quilt over to the top to make mitered corners. This makes a great border/binding. A special ruler makes it easy. If you want to try it, bring your machine and a placemat or small hanging with back at least 2" bigger on all sides. No fee. No pre-registration.

25 – Bert will show how to make **Christmas stockings.** Only 5 months till Christmas! No fee. No pre-registration.

Easy Peasy 4-Patch Class for beginners in the evening. 5:00 p.m.-7:30 p.m., Wednesdays, May 29, June 5, June 12; \$15 for Guild members, \$25 non-members. Registration and fee required. Contact JoAnn for info vandine@Q.com

JUNE PROGRAMS AND WORKSHOPS

We had a very interesting program in May, and learned a new technique in the workshop for sharp points. Doris W inspired us with her trunk show. We started thinking about what happens in June. Of course, there are the graduations. But what else traditionally happens in June? Weddings! This year the theme of our Tea Party will be **WEDDINGS**. We will still have tea and coffee available, but also ICED TEA. And no, you don't have to bake cookies.

What we'd like you to do:

- bring a photo of you on your wedding day.
- wear, or bring, something from your wedding day. Think Something Old, Something New, Something Borrowed, Something Blue

Date: Tuesday, June 18: Morning and Evening

Times: 10:00 – 12:00 a.m. and
6:00 – 8:00 p.m.



There will not be a workshop on the day after; it will be Open Sewing as usual.

FUTURE PROGRAMS FOR 2024

JULY

Tuesday, July 16: Morning and Evening

Helen Frost is presenting a new lecture
Nine Patch Wonders from the Past and Present.



Wednesday, July 17: Workshop for new pincushion designs, including a bumblebee.

AUGUST

Tuesday, August 20: Morning and Evening

Program presented by the Fire Dept.: How Safe Are You?
Also, Special Exercises for Quilters



NO Wednesday Workshop

SEPTEMBER

Tuesday, September 17 Morning and Evening

Trunk Show presented by Karen T




NO Wednesday Workshop

OCTOBER

Tuesday, October 15: Morning and Evening

Elizabeth DeMoo will present: "Conquering the Dreaded Y-Seam"



Wednesday, October 16: Workshop

NOVEMBER Challenge presentation

DECEMBER Holiday party



2025 Opportunity Tickets Available

We have tickets and pictures available for our **2025 Opportunity Quilt**. The quilt measures 69" x 89" (twin size). Please take some with you especially if you are traveling this summer. We would love to outsell last year's numbers!!

If you have any questions, please contact Dorthy G, Maggie, Virginia or me. Thanks for your help in making this a successful fundraiser this year!! Remember, ticket sales help us to purchase batting and pay for our rent in order to produce our Community Quilts!

Thanks, Katie A

Hummingbird Pictures Wanted

You may have noticed that each month the home page of our website changes hummingbird pictures. We have been proud to show off pictures taken by our very own Hummingbird Quilt Guild members but we are starting to repeat our pictures. And while they are wonderful, we would like to show off new pictures. So please send your hummingbird pictures to us at webmaster@hummingbirdquiltguild.com.

HSQG Password Change in June or July 2024

The username and password to our Members Only page will be changing on in mid June or July. The new information will be emailed to all members about a week prior to the change. So remember to renew your membership and stay tuned for more details. If you don't get the new information and are a current 2024/2025 member, contact us at hsqg@hummingbirdquiltguild.com.



REMINDER! Time to renew your Membership in the Guild.

The yearly membership is only \$35, which entitles you to access to come to the clubhouse during the open hours, use our many supplies, take classes, attend monthly meetings and get all the advice you ask for. You can also enter your quilts in our annual show. If you have already renewed, thanks! If not, the membership application is included in the monthly newsletter. Please confirm that your address and contact information is correct. You can mail the completed Membership Application and payment to the address on the form or bring both to the Guild any Wednesday or Thursday.

Newsletter Wrap Up 2023-2024

The final figures are in for our fiscal year. HSQG donated 644 quilts this year to organizations and individuals in need. Wow. Like, really wow! Our members are truly dedicated. Everyone gets a pat on the back for a job well done. Some of you sewed tops, some sewed fabric together for backing or put on binding! Maybe you just pressed out blocks.

I calculated some fun facts on this effort. First, I estimated average size of each quilt as being one of the 3-yard quilts recently made at a Blue Moon day. Of course, many were larger, some smaller.

7 yards of fabric were used, 3 for the quilt top, 4 for the quilt back to quilt with a long arm machine. Some was used for binding.

A roll of batting is 30 yards by 96". That's enough for approximately 20 quilts. We used more than 32 rolls this year.

So, 644 quilts multiplied by 7 yards of fabric equals about 4,508 yards of fabric. Check it yourself. Amazing! Most of our fabric comes to the Guild as a donation and the stash crew measures and sorts into colors and variety. The average price of good fabric at current prices is \$12/yard. Bins in the stash corner look full to the brim with fabric, don't they? Well, at least 4,508 yards of fabric was needed this past year.

Let's go on to the batting needed for the quilts.

3.5 yards of batting, multiplied by 644 quilts comes out to 2,254 yards used. Another wow!

Other considerations are the current costs of fabric, batting, thread, supplies, and having it quilted. The Guild does focus on serving Cochise County but has provided quilts to others in need, such as wildfire devastation, in New Mexico, California, and Hawaii.

We are fortunate to be able to rent our Guild rooms from the Sierra Vista Unified School District. We have a dedicated place to sew, store supplies, hold classes.

Thanks again to all our members,

Janet W
Community Quilts

The Guild provides ready-to-sew quilt kits in a variety of sizes, colors & patterns. They are located in the tubs in the meeting room & there is no sign out sheet or deadline for completion.

If you find one that intrigues you, but you're not happy with any part, come to the stash to replace that part from our collection. The kits are suggestions, starting points! You can also use your own stash fabric to replace any part.

Many thanks to all of you who take a kit home to complete!

New guidelines for making backs for quilt tops: please make the backing at least 5" longer on each of the top & bottom edges and 4" on each side. This allows for ease in loading the backing without the quilter having to add an extra leader.

Also, please sew down any seam edges from piecing so the seam doesn't come apart in loading.

Every little bit helps our long-arms who volunteer time & thread!



DON'T FORGET!

We have lots of guild pins in stock @ \$5/each!

I will have them available at guild meetings and our Wed & Thurs sewing sessions.

See you soon! Katie A

DONATIONS**Donations for May, 2024**

Quilts of Valor	1
S.A.H.A.R.A	10
SW Cancer Ctr	5

Total	16
--------------	-----------

(From Shirley A)

148 cat and dog beds (118 dog beds) were donated to the Nancy Brua animal shelter. 11 were donated by other guild members. 137 were made from scrap fabrics from the "free" table.

Janet W

Community Outreach

Gently Used Shoe Drive

Hi, I am a member of an organization called P.E.O. We support projects that help women who are furthering their education. We are currently doing a gently used shoe drive as a fundraiser through the middle of June.

Please take this opportunity to help us by going through your family's shoe collection and donate any shoes that you don't want to use. Please spread the word to your friends in the area. I have placed a box in the center room at Guild to collect any you might want to give away.

Many thanks.

Gail S



BLOTTO

April - July 2024 Blotto



Springtime Disappearing 9-Patch+

The new Blotto is now ready to pick up and sew. The print and white fabrics are provided this month. You provide the read as a solid color that matches one of the colors in the print; shown is a brown – NO Black please. This is an interesting disappearing 9-patch quilt block; read your instructions carefully, front and back.

If you have any questions, contact Donna O @ 520-220-8851 or d_j_otto@yahoo.com

Hospital Display



BLUE MOON

We will have had our 3rd Blue Moon Sewing Day by the time this is published. At least 20 quilters have participated each time, enjoying the camaraderie & challenge. Blue Moons are held the last Thursday of every 3rd month.

We've made 3-yard quilts, microwave bowl cozies, and a variation of a courtyard pattern. The quilt tops are then run through our regular quilting process for distribution.

I'm looking for someone to head up the next 3 Blue Moons in June, Sept & next Jan. The stash area will help you select fabric & quilters will help cut up the kits.

Contact me if you have any questions or are interested.

Gail S





Hummingbird Stitchers Quilt Guild Membership

April 1, 2024 to March 31, 2025

Returning members: Please list your name and only the information that has changed

Last Name:	First Name:
Mailing Address:	City: Zip Code:
Birthday (Month/Day Only)	
Land Line Phone: ()	Cell Phone: ()
Email Address:	

Check All That Apply

New Membership

Renewal

Adult Membership \$35

Junior Membership \$17.50

Joining to enter Quilt Show

I understand that the primary goal of the Hummingbird Stitchers Quilt Guild is to promote interest in and an appreciation of quilting and fiber arts and to contribute quilts to the community. To achieve this goal, the Guild has quilt shows, various yearly projects, and monthly programs. By being a member of this Guild's projects, shows and programs I will share my time and talents as generously as I can for the betterment of the Guild.

I give consent for photos of myself and my property to be used in print media, on the Guild website, and on quilt show CDs for promoting Hummingbird Stitchers Quilt Guild and its activities.

Signed: _____

Please make check payable to HSQG and mail to:

Hummingbird Stitchers Quilt Guild
 P.O. Box 1326
 Sierra Vista, AZ 85635

Or deliver to the Membership Chair or Treasurer at a HSQG Meeting

For Guild Use Only	
Membership Number	
Check Number/Cash	
Amount Received	
Date Received	

In case of an Emergency, Please Contact: (this information is voluntary)

Name: _____

Phone Number(s): _____