



The Hummer

The Newsletter of the Hummingbird Stitches Quilt Guild

Website: www.hummingbirdquiltguild.com

Email: HSQG@hummingbirdquiltguild.com

P.O. Box 1326, Sierra Vista, AZ 85636-1326

October, 2024

Guild meetings are held at Rothery Education Center located at 3305 E. Fry Blvd., Sierra Vista unless otherwise noted.

October

The clubhouse will be open as follows.

**Regular Wednesday Hours:
8:30-11:30**

**Regular Thursday Hours :
8:30-2:00**



Reminder of these Special Dates in October & November:

Oct

5-6th, Art in the Park
9th, noon - BOD
12th, Cars in the Park
15th, 9am & 6pm, monthly program
15th challenge quilt name deadline

Nov

2nd, Holiday Flavors at BHS
13th, BOD at noon
19th, 9am & 6pm, monthly program
20th, 9-3, workshop, NO open sew
27-28th, Closed for Thanksgiving

On behalf of my daughter Carina's family, that of her husband's brother Charlie and his family, and the brothers' father Jim, I would like to express my gratitude for the beautiful quilts I am sending them to help them start a new home. The guild's kindness in the face of disaster is legendary and overwhelming. They lost their homes and vehicles in the California Airport Fire as it tore through the mountain community of El Cariso Village on SR74 on September 10, almost wiping it off the map. Again, thank you to everyone whose efforts, thoughts and prayers go into each community quilt, knowing it will help heal the heart of someone in need.

-Elizabeth P

***** President's Message *****

"I just want to create pretty things and ignore all my adult problems." quote by Unknown

Boy, can I identify with the above quote. I am leaving for 10 days tomorrow and it seems like I have an unending list of things to do. I would prefer to be quilting! But, adult I must.

So I hope all of you are swinging into the fall season. Be sure to send JoAnn V the details on your Challenge quilt; November will be here soon and we will all get to see this year's entries. The Guild has several volunteer events coming up. There is further information in the newsletter and sign-up sheets are at the Guild. Be sure to sign up for one or several of them. It is fun to attend the events and not only sell Opportunity Quilt tickets but share information about the Guild and quilting.

Earlier this month we had a successful sewing room sale set up by our boutique team. Thank you to Debbie L and all those who helped her. We also had a very nice visit with Mayor McCaa, who stopped in for about an hour to learn about the Guild. I want to thank Janet W and Gail S for the input they provided as we explained what we do. After the visit he wrote a very nice article about us. It was posted on our Facebook page the early part of September.

I would also like to thank our presenter for the September program, Karen T. She approaches quilting with a unique style and joy. It was a pleasure going through her years of quilting. You can see pictures of her quilts on the website or Facebook.

Happy Quilting!

Debi G



Get well wishes go out to Florene P, who recently had hip surgery.



Membership Spotlight: : Meet Cindy Williams

I've lived in Sierra Vista for 47 years, coming from Michigan. With another couple, we bought a fabric store called The Sewing Boutique. All 4 of us taught school here in Sierra Vista, and I taught at Carmichael Elementary for 30 years. My hobby is making greeting cards using fabric on the cards and writing the greetings. I sell them at a few craft shows in the area.

Caring-- If you know of a member that is recovering from an illness, an accident or an injury, or has experienced a death in the family, please let one of the following people know, so the guild can send a card: Guild president, Debi G; any board member; the Caring Chair – Shirley F; or Gail S. Thank you!

Just a friendly reminder that the Tombstone Quilt Show is just around the corner. The deadline to submit your entry form and payment is January 10, 2025. The entry fee is the same as last year, \$12 per entry (\$10 for TAA Members).

We have a new email for everyone to use if you have questions regarding the quilt show. Please send the digital images of your quilt tops to this new address.

tombstonequiltshow@gmail.com

You can find the Entry Forms and Rules on our website at tombstoneartgallery.com under the QUILT division page.

We hope to see everyone and your beautiful quilts at the show this year.

Happy Sewing!

Gail Wood, Quilt Director
Bonnie Northcutt, Quilt Show Chairman

NOVEMBER POP-UP SALE

Our next pop-up sale will be Tuesday, Nov 19 before and after our regular Guild meeting. We will have templates, rulers, cutting utensils, fat quarter, and fabric for sale. So, if you still need a few gifts for the holidays, be sure to stop by and sample our wares!

Help with Photos!!

The Community Service section of the HSQG website needs updated pictures! Please take pictures of guild events and copy to Eileen when sent to the monthly newsletter. Some currently in that section are from 2017 or earlier and we have participated in a lot since then. Workshops, Quilts of Valor, Vietnam Vets, Education, Show and tell, etc. Let's get it on the website!



Birthdays

Sylvia G	Oct 19
Margaret D	Oct 21
Jill H	Oct 22
Carol S	Oct 22
Syldina B	Oct 24
Martha D	Oct 24
Virginia M	Oct 31

HSQG Contacts

Board of Directors (BOD) Elected

President	Debi G	president@hummingbirdquiltguild.com
Vice President	Georgia M	gannmastin@yahoo.com
Secretary	Donna O	hsqg@hummingbirdquiltguild.com
Treasurer	Wendy S	wendyseals@msn.com


BOD Nonelected

Community Outreach	Janet W	janetwilcox@hotmail.com
	Gail S	gstaples75@gmail.com
Member at Large	JoAnn V	vandine@Q.com
Membership	Mary R	mwritenour@gmail.com
Newsletter Editor	Elizabeth P	newsletter@hummingbirdquiltguild.com
Programs & Workshops	Susan R	swilcox3@mindspring.com
	Sally T	sally@duncanctodd.com
Quilt Show Chair	Kelly R	kellyreimer04@aol.com
Ways & Means	Katie A	katwood3064@gmail.com
	Debbie L	howie54@msn.com



MEMBERSHIP NEWS

The **2024-2025 HSQG Member Roster and Member Photo Directory** are available. Please contact the Membership Chair who can email you a copy. You must be a paid member to receive a copy.



Editor's Note:

I am, unfortunately, unable to work with a **.pdf or .jpeg text** format. In the future, documents must be submitted in either **.xlsx** or **.docx** format to be used in the newsletter. Documents in **.pdf** format will be returned to the sender, hopefully for conversion and resubmission. Thank you all for your help and understanding in this matter.

If you are a new member, a new-ish member, or would like to meet more guild members, talk about quilting, or make more friends:

You are invited

What: Quilt talk, munchies, chat, and door prizes

When: Tuesday, October 1, 2024

Times: 10:00 - 12:00 noon

5:00 - 7:00 p.m.

Where: Susan Ritter's home

swilcox3@mindspring.com

520-220-2800

Also posted at the clubhouse

Hummingbird Stitchers Quilt Guild

A HUGE THANK YOU

The guild raised over \$1700 from the sewing room sale. To all of you who helped with the Guild's annual sale: thank you. Thank you to everyone who made and donated items to the boutique to sell. Thank you to everyone who setup and tore down for the sale. Thank you to everyone who worked the sale. And last but certainly not least, thank you to everyone who shopped the event. The guild appreciated all the support from everyone who made our sale worthwhile!

Debbie L

K.I.S.S.

Keep It Simple Sweetie

HSQG Challenge 2024

Back to basics. Plain & simple. Solid color fabric only. Think Amish.

Kona 2024 color of the year included – Julep

Color choices, pattern, and quilting are the focus this year.

Hand embroidery is the only allowed embellishment. Quilting technique of your choice – pieced, applique, etc.

No larger than 60" perimeter -- 12"x 18", 18" x 12", 15" x 15" for example. It can be smaller and can be an irregular shape.

3 layers (top, batting, backing), quilted by hand or sewing machine (not embroidery machine), finished edge, label and sleeve.

SIGN UP SHOULD HAVE BEEN COMPLETED BY JULY 1: at HSQG clubhouse, info sheet includes a 5" charm of Kona Julep. Limit 42 (because that's all that was in the charm pack)

IMPORTANT: Email JoAnn at vandine@Q.com by **October 15** with your name, name of quilt, and size of quilt.



Your mother or the maid does not work at the Guild. If you can't take care of your coffee cup, the coffee pot will simply go away!



Barn Quilt Trail

HELP WANTED:

It has been a while since we had a barn quilt paint party. Several members have noticed that the barn quilt blocks on the south wall of our guild rooms need replacing. We have paints and supplies. There is plywood available to cut and prep but I have no shop tools. Each 2 x 2 block must be cut, lightly sanded, and primed on both sides. It's VERY helpful if done with power tools, not by hand. I have talked with the school coordinator to investigate the possibility of having the Buena High School Theatre Tech department prep for us as a community service but have not yet heard back from them. Please let me know if you would like to paint your own barn block, or paint ones for yourself and the guild. Location and date TBD. Currently, the Landmark Cafe wants additional 2 x 2 blocks and the Fry Cemetery needs 2 - 4x4 replacements.

Janet W
Community Quilts
janetwilcox@hotmail.com

OCTOBER PROGRAMS AND WORKSHOPS

FUTURE PROGRAMS FOR 2024

OCTOBER

Tuesday, October 15: Morning and Evening

Elisabeth DeMoo will present: "Conquering the Dreaded Y-Seam"

Elisabeth DeMoo (aka Annelies) has been sewing since the late 80's. She started by making garments in 4-H. She is a mostly self-taught quilter and loves to dive into different techniques. With more than 10 unfinished projects at all times she calls herself a craftoholic. She has had a pattern published in Patchwork Love and Quilting, taught on quilting cruises, and worked with brands like Riley Blake and Blue Print. Let's make something beautiful!



Wednesday, October 16: Workshop
Quilters Alert!

Have you always avoided certain patterns? Don't like making Y-seams? Well, here's your chance to learn the perfect Y-seam, making a very pretty hexagon pattern. The photo is the class project for October's program. We also have a sample made in a different colorway and much larger.

Elisabeth DeMoo will present her work Tuesday October 15 at both morning and evening meetings. The workshop will be the next day, Wednesday, October 16. A sign-up sheet will be posted on the bulletin board next week. When you sign up, and pay, you will get the pattern with the supply list. Maximum students 20 and we expect this class to fill up soon.



NOVEMBER Challenge presentation

DECEMBER Holiday party



Ideas, Comments, Complaints

(Hopefully more of the former than the latter!)

Want to hear a program on a certain topic?

Want to meet one of our speakers?

Want to take a class on a particular technique?

Have a comment on a past speaker?

The Program Committee would love to hear your ideas, comments, or 'attagirls.' Speak to Sally T or Susan R any time. This is your guild and we're always looking for new ideas.

P.S. If you couldn't make either September meeting, you missed a great trunk show from, Karen T. She shared some of her wonderful quilts and her method of making them, as well as her marvelous Jitterbug Ball shown at Paducah. Some of her quilts are posted on the Guild's Facebook page.



Don't forget to pick up your 2025 Opportunity Tickets

(especially if you plan to travel this summer)

We have tickets and pictures available for our **2025 Opportunity Quilt**. The quilt measures 69" x 89" (twin size).

We would love to outsell last year's numbers!!

If you have any questions, please contact Dorthy G, Maggie, Virginia or Katie. Thanks for your help in making this a successful fundraiser this year!! Remember, ticket sales help us to purchase batting and pay for our rent in order to produce our Community Quilts!

Thanks, Katie A

Hummingbird Pictures Wanted

You may have noticed that each month the home page of our website changes hummingbird pictures. We have been proud to show off pictures taken by our very own Hummingbird Quilt Guild members but we are starting to repeat our pictures. And while they are wonderful, we would like to show off new pictures. So please send your hummingbird pictures to us at webmaster@hummingbirdquiltguild.com.

HSQG Password Changed on July 15, 2024

The username and password to our Members Only page changed on July 15, 2024. The new username and password was emailed to all current 2024 members on 7 July 2024. If you did not get the new information and are a current 2024/2025 member contact us at hsqg@hummingbirdquiltguild.com. If you are not a current member, send in/drop off your renewed membership form (available on the website or newsletter) ASAP.

BOUTIQUE HELP WANTED

As of our upcoming fiscal year, April 1, 2025, I will be passing the boutique baton over to a new person. I've been working the boutique for going on 4 yrs now and am looking forward to working on other guild activities. So, if you enjoy planning events, running them and working with guild members, this may be the job for you. If you're interested, please see Debbie L or the Guild nominating committee to get a copy of the current job description. I'd be happy to work with the new individual for training OR let you just take the job and run with it!

Debbie L
howie54@msn.com

REMINDER! Time to renew your Membership in the Guild.

The yearly membership is only \$35, which entitles you to access to come to the clubhouse during the open hours, use our many supplies, take classes, attend monthly meetings and get all the advice you ask for. You can also enter your quilts in our annual show. If you have already renewed, thanks! If not, the membership application is included in the monthly newsletter. Please confirm that your address and contact information is correct. You can mail the completed Membership Application and payment to the address on the form or bring both to the Guild any Wednesday or Thursday.

2025 Quilt Show News

I hope everyone is having a good summer and is thinking about/working on their quilts for the 2025 Quilt Show! We are working to update forms and will let you know when they are available and where you can find them. Your committee chairs are working hard to ensure everything goes smoothly.

2025 Quilt Show Dates:

January 22: Entry Form Deadline (Rules and Entry Form pp. 11-13)

February 26: Quilt Intake at Ethel Berger Center; 9am - 11am

February 27: Judging at Ethel Berger Center

February 28: Set Up at Buena High School; 4pm - 9pm

March 1: Show open; 9am - 4pm

March 2: Show open; 9am - 3pm, Pick up quilts starting at 4pm

Please note that the Tombstone Quilt Show pick-up date is on February 26, which is the same day as Quilt Drop off for our show.

Feel free to reach out to me if you have any questions.
Kelly R, 2025 Quilt Show Chair

Thanks!

Save the date for the Guild's Holiday Party!

Tuesday, **December 17th** from 10:00 a.m. to 1:00 p.m.
Enjoy food, fun, games and fabric exchange
Bring something edible to share, (no soups, please)
Bring one (1) yard of good quality cotton in a plain brown lunch bag
for the fabric exchange
RSVP Not required



The Guild provides ready-to-sew quilt kits in a variety of sizes, colors & patterns. They are located in the tubs in the meeting room & there is no sign out sheet or deadline for completion.

If you find one that intrigues you, but you're not happy with any part, come to the stash to replace that part from our collection. The kits are suggestions, starting points! You can also use your own stash fabric to replace any part.

Many thanks to all of you who take a kit home to complete!

New guidelines for making backs for quilt tops: please make the backing at least 5" longer on each of the top & bottom edges and 4" on each side. This allows for ease in loading the backing without the quilter having to add an extra leader.

Also, please sew down any seam edges from piecing so the seam doesn't come apart in loading.

Every little bit helps our long-arms who volunteer time & thread!



DON'T FORGET!

We have lots of guild pins in stock @ \$5/each!

Katie will have them available at guild meetings and our Wed & Thurs sewing sessions.

See you soon! Katie A

BLOTTO

October 2024 - January 2025 Blotto



No-Cut Folding Square

The next BLOTTO is bringing hope of spring. All fabric is provided and there is no cutting or trimming. Read the directions and/or ask questions.

The Blotto drawing for the Fall Pumpkins took place this past Tuesday. The winners were Donna O and Katie A who have received their blocks!

If you have any questions, you can reach out to: Donna O (520-220-8851 or d_j_otto@yahoo.com).

Agenda for Quarterly Business Meeting in Oct:

-New business

-Present nominating committee

-Vote on By laws changes:

1. Add to *Article III - Membership: Section 4. Any member who has been a Guild member for the past five consecutive years and is at least 85 years old, shall be considered a Life Member and will not be required to pay annual dues.*

2. Remove last sentence from beginning paragraph in Article VI -Duties of the Board of Directors: *A quorum of the Board of Directors shall consist of five (5) Board members with a minimum of two (2) elected officers. Reason to remove it due to it is repeated in section F.*

HSQG Quarterly Business Meeting

16 Apr 2024 AM

The meeting was called to order at 8:58AM by President Debi G

Previous minutes - motion to accept by Bert; seconded by Jan

Treasurer's Report – ending Mar 31, 2024;

Revenue including the Quilt Show was \$18,898

Expenses including the Quilt Show was \$ 9,764

Leaving NET \$9,134

BUDGET – based on previous years, Expected Income \$28,200; Expected Expense \$28,200; motion to accept by Nas; seconded by Susan; unanimous accepted

New Business –

Quilt Show – motion made by Katie to have a Quilt Show the first weekend in Mar 2025; 2nd by Sally.

Will follow through ordering tickets, etc

Kelly R is new Quilt Show chairman

Katie – has sign-up sheet – meeting Thursday, Apr 18 for Opportunity Quilt 2026

The meeting was adjourned at 9:07AM

HSQG Quarterly Business Meeting

16 Apr 2024 PM

The meeting was called to order at 6PM by Georgia

Previous minutes - motion to accept by Sally; seconded by Katie

Treasurer's Report – ending Mar 31, 2024;

Revenue including the Quilt Show was \$18,898

Expenses including the Quilt Show was \$ 9,764

Leaving NET \$9,134

BUDGET – based on previous years, Expected Income \$28,200; Expected Expense \$28,200; motion to accept by Nas; seconded by Susan; unanimous accepted

New Business –

Quilt Show – motion made by Katie to have a Quilt Show the first weekend in Mar 2025; 2nd by Susan.

Will follow through ordering tickets, etc

Kelly R is new Quilt Show chairman

Katie – has sign-up sheet – meeting Thursday, Apr 18 for Opportunity Quilt 2026

The meeting was adjourned at 6:10PM

Donations for the Month of September

Donations for the month of September:

CA Fire victims	4
Copper Queen Infusion	5
Dialysis	10
Forgach	25
Fresenius	10
Hoops House	8
Private individual	1
Patriotic	1
Project Linus	16
Quilts of Valor	1
WIC	6

Totals 87

Another record month! Also 39 repurposed duffle bags given to Forgach House. Thanks to all!

Janet W
Community Quilts



Holiday Flavors
COOKING SHOW

HOLIDAY FLAVORS, November 2nd

11:00 am to 8:00 pm

Another new event to sell Opportunity Tickets!

Sign-up Sheet is on the table by the door!

Katie A

52nd ANNUAL ART IN THE PARK, OCTOBER 5th – 6th


We are selling our Opportunity Tickets at "Art in the Park" again this year!

Please make this our best year ever!

Sign-up sheet is on table by the door.


Thanks for your help!

Katie A



BLUE MOON

The next Blue Moon will be Oct 24th. Martha V has the kits all cut and will be leading it when she returns.



Summary of the SV firefighters' safety presentation:

- Have working smoke detectors in your home. The Citizens Fire Academy will come change your batteries for no charge. Just call the non-emergency number listed below to make an appointment.
 - Keep your bedroom doors closed at night. If you see or smell smoke DO NOT open the door; block the bottom with a blanket or something to prevent smoke from coming in. Do not hide and wait for help. Get out as quickly as possible. Call 9-1-1.
 - Medical emergencies:
 - Have a list (one for each person in the house) on your refrigerator with your full name, phone number, address, list of current meds, current conditions, recent surgeries, etc; doctors name, spouse's name, name of relative not in the home. It is recommended it is on colored paper or in a labeled zip lock bag attached to the refrigerator.
 - For emergency access to your home the fire dept, in conjunction with the local realtors, will provide a key box for the outside of your home. It will have a computer code, known only by emergency services, with your key to gain access to your home, so they do not have to tear down the doors. You can call the number below for more information on how to get one.
 - All fire stations have a green box outside the station to dispose of expired or unneeded prescriptions.
 - They will remove snakes. Call the number below.
 - Fall prevention: remove throw rugs. If you have a cane or walker - USE IT!
- Non-Emergency number for the fire marshal: **520-417-4400**

If anyone has any ideas on **other venues where we can sell Opportunity Tickets**, please let me know. We want to get the word out about our Guild and our contributions to the Community. Last year we donated 644 quilts locally!

Awesome job quilters!!

Katie A. – Ways & Means Chair

LongArm Spotlight on: Longarm Quilting, Sierra Vista/Doris Wells

To get to our list of available longarmers on the website:

On page 1: Select Quilting 101

Right column, scroll down to: [+ Local LongArm Quilters & Sewing Machine Repair for Hire \(click Here\)](#)



CARS IN THE PARK, VETERAN'S MEMORIAL PARK

OCTOBER 12th, 7:00 am to 3:00 pm

We are going to sell our Opportunity Tickets at this awesome event this year! We would love to have you help make this a very successful event!

Please sign up on the sheet on the table by the door!

If you have any questions, let me know, Katie A, Ways & Means Chair

NOTE: OUR SIGN-UP SHEET DISAPPEARED FOR THIS EVENT. I HAVE PUT A NEW ONE BY THE DOOR, IF YOU SIGNED UP BEFORE:

PLEASE SIGN UP AGAIN OR EMAIL ME AT: KAtwood3064@gmail.com so I can add you back on the list.

2025 HSQG Quilt Show Entry Rules and Definitions

RULES:

Deadline for submission of entry forms is January 22, 2025. No late entries accepted. Completed entry forms must include photo and hang tag statement and be received by January 22nd. Be cautious of the deadline if mailing.

You must have a current HSQG membership to enter.

The entry must have been made by the guild member in whole or part.

You may enter only one quilt *per judged category*. Judged quilt entries must not have been judged in any other HSQG show.

You may enter multiple quilts for *Display* (not judged.) Entries will be accepted on a space-available basis.

The Show and Design Chairs reserve the right to limit the number of quilts per person if necessary.

A color photo must be submitted with your entry form; 3 x 5 to 4 x 6 only, cut to this size. **Write your name, quilt name, width and length on the back of the photo.** The Design Committee will assign hanging space using your photo.

An entry will be rejected if it is not clean and free of smoke odors and pet hair.

All quilts over 15 inches wide must have a 4.5-inch hanging sleeve **sewn** to the back of the quilt. Small quilts can use a 2 inch sleeve.

Quilts must have a label with quilter's name and quilt name, sewn on. If the quilt is being judged, the quilter's name must be covered with fabric secured by basting.

All entries must be brought to the **Ethel Berger Center, 2950 E. Tacoma**, on Wednesday, February 26th, from 9:00 - 11:00 am. The Committee will be responsible for getting all quilts to Buena High School on Friday.

All entries must be picked up on Sunday, March 2nd, from 3:45 – 4:30 pm with the receipt you are given at check-in.

The show chairs may re-categorize any entry to comply with the definitions.

All quilts purchased at the show will pay the Guild a 10% handling fee as per the bylaws.

Entry forms must be turned in to Georgia Mastin at any meeting or mailed to her home. (see roster)

Please don't submit an entry unless you are sure it will be ready for the show!

CATEGORY DEFINITIONS:

Appliqued: A quilt that is more than 50% appliqued.

Pieced: A quilt that is more than 50% pieced.

Mixed Techniques: A quilt that contains more than one technique in **equal amounts**.

Hand Quilted: Quilts of all sizes and techniques that are hand quilted. (You may also enter hand quilted items in other categories.)

Non-traditional: A quilt created as a work of art, reflecting innovative construction techniques, subject matter and/or materials and using no commercial patterns.

Machine Embroidery: A quilt that is more than 50% machine embroidered, all sizes.

Modern: Any techniques may be used but quilts in this category must feature at least one of the following criteria: 1) a significant amount of negative space, 2) dense graphic quilting, 3) the majority of fabrics used should read as solid.

Group: A quilt made by three or more people.

Other: Techniques not listed such as yo-yo, cathedral window, whole cloth and apparel.

CATEGORY SIZES: **Small** – perimeter less than 168". **Medium** – perimeter 168"-279". **Large** – perimeter 280" or greater

2025 Awards:

Awarded by the judge:

First, Second, Third and Honorable Mention ribbons as earned for each category

Exemplary Hand Quilting, Exemplary Computer Assisted Machine Quilting, Exemplary Free Motion Machine Quilting

Best Modern Quilt, Best Use of Color, Best of Show, Judge's Choice

Awarded based on the quilt show attendee votes: Viewer's Choice Ribbons (First, Second & Third)

Awarded by the Quilt Show Chair: HSQG Heart Award

For HSQG Use Only
Entry ID: _____

Hummingbird Stitchers Quilt Show Entry 2025

Entry form due by Wednesday, January 22, 2025. No late entries accepted.

Name of quilt maker: _____ Phone: _____

Email: _____ Mobile: _____

Name of quilt: _____

Size: Width _____ Length _____ Perimeter (W+W+L+L) _____ inches

Name pattern or design source _____ Is this a kit? Yes _____ No _____

Who quilted this quilt? _____

Hand quilted _____ Machine quilted, computer assisted _____ Machine quilted, free motion _____

Is this quilt for sale? NO _____ YES, list sales price _____ (a 10% handling fee will be paid to the Guild)

If this quilt should be hung with other quilts such as the current challenge or a class, please name _____

Please check the appropriate statement:

_____ **My quilt will not be judged. (**Please skip to section B.**)** _____ **My quilt will be judged**

A

****Judged Quilts Only****

CATEGORY SIZES: **Small** – perimeter less than 168"
Medium – perimeter 168"-279"
Large – perimeter 280" or greater

Circle one category number in Section A. (Please refer to Show Entry and Category Definitions handout)

- | | |
|-----------------------------------------------------|--------------------------------------------|
| 1. Small Applique | 9. Medium and Large Mixed Technique |
| 2. Medium and Large Applique | 10. Hand Quilted |
| 3. Small Pieced | 11. Non-traditional |
| 4. Medium Pieced, Computer Assisted Quilting | 12. Machine Embroidery |
| 5. Medium Pieced, Free Motion Quilting | 13. Modern |
| 6. Large Pieced, Computer Assisted Quilting | 14. Group |
| 7. Large Pieced, Free Motion | 15. Other |
| 8. Small Mixed Technique | |

B

All Quilts

Please attach COLOR photo, 3X5 to 4X6 only. **Trim photo to this size.**
Write your name, quilt name, width, and length on back of photo.
Attach a SHORT (140 words or less) hang tag statement describing your inspiration for this quilt.
Information about your process or techniques is appreciated by the viewers.

I wish to enter the above item and agree to the rules as stated. I understand HSQG will take all reasonable precautions to protect my quilt but cannot be responsible for loss or damage during judging and the quilt show. Insuring the quilt is my responsibility. HSQG has my permission to photograph this quilt and use the photos to promote the guild including website display.

Signature: _____ Date: _____
Parent or Guardian: _____ Date: _____ (Students)

Turn in entry forms to Georgia Mastin at any guild meeting or mail to Georgia (address in roster). All forms must arrive by the due date, January 22, 2025.



Hummingbird Stitchers Quilt Guild Membership

April 1, 2024 to March 31, 2025

Returning members: Please list your name and only the information that has changed

Last Name:	First Name:
Mailing Address:	City: Zip Code:
Birthday (Month/Day Only)	
Land Line Phone: ()	Cell Phone: ()
Email Address:	

Check All That Apply

New Membership

Renewal

Adult Membership \$35

Junior Membership \$17.50

Joining to enter Quilt Show

I understand that the primary goal of the Hummingbird Stitchers Quilt Guild is to promote interest in and an appreciation of quilting and fiber arts and to contribute quilts to the community. To achieve this goal, the Guild has quilt shows, various yearly projects, and monthly programs. By being a member of this Guild's projects, shows and programs I will share my time and talents as generously as I can for the betterment of the Guild.

I give consent for photos of myself and my property to be used in print media, on the Guild website, and on quilt show CDs for promoting Hummingbird Stitchers Quilt Guild and its activities.

Signed: _____

Please make check payable to HSQG and mail to:

Hummingbird Stitchers Quilt Guild
 P.O. Box 1326
 Sierra Vista, AZ 85635

Or deliver to the Membership Chair or Treasurer at a HSQG Meeting

For Guild Use Only	
Membership Number	
Check Number/Cash	
Amount Received	
Date Received	

In case of an Emergency, Please Contact: (this information is voluntary)

Name: _____

Phone Number(s): _____