



The Hummer

The Newsletter of the Hummingbird Stickers Quilt Guild

Website: www.hummingbirdquiltguild.com

Email: HSQG@hummingbirdquiltguild.com

P.O. Box 1326, Sierra Vista, AZ 85636-1326

October, 2021

Guild meetings are held at Rothery Education Center located at 3305 E. Fry Blvd., Sierra Vista unless otherwise noted.

October

The clubhouse WILL be open as follows.

**Regular Wednesday Hours:
8:30-11:30**

**Regular Thursday Hours :
8:30-2:00**

***** President's Message *****

Greetings from Boston. As much as I love traveling, I also miss Sierra Vista while I am gone.

I hope everyone had a chance to participate in our September Sewing Room Sale.

The Art in the Park event is fast approaching and I hope to see you there.

Thanks again to those members who volunteer to help out during these events. Come join us and have a great time.

Nas M

Special Notes:

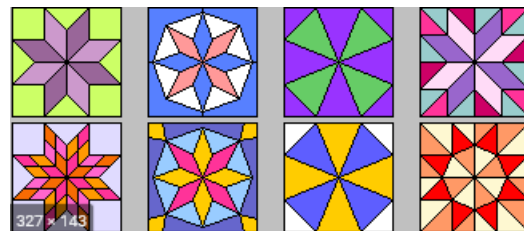
Breaking News! See pages 9 & 10 for **Quilt Show Application and Rules!**

See the Members Only section of the website for: **HSQG Board of Directors 2021-2022**

Please see Page 3 for **important member news.**



Sept 25 Sewing Room Sale - Thank you to EVERYONE who helped to make this sale another BIG success! We have raised over \$1500 so far from this sale!



Best wishes for a speedy recovery to Pauline G from her recent knee injury.

Our thoughts are with Caroline F as she recovers from a recent fall.

Condolences

Deepest condolences to Karen H on the passing of her husband, Jim, on September 8.

Sincere sympathy to Sonjia M, whose husband, Kent, passed away Thursday, September 23.

Condolences to Ruth A on the recent passing of her brother.

Blotto

Blotto for August-Nov 2021

Simply Twisted is the Blotto for August-November 2021. This Blotto is a super easy fun block. Make two units and add a little twist to both units and you have completed the block!!! Two color options are available for this block. Pick up a kit at the guild and have fun making this block. The drawing for this Blotto will be November 3rd.

If you have any questions call: Debi 227-0381 or Nancy 508-9044



One of our Guild members, Becky L, is having a sale at her house of her own creations: her 2021 Annual Craft Sale. 10/15 2-6 and 10/16 8-1.

Items reasonably priced. Xmas and Non-Xmas gifts, quilts, throws, ornaments, jewelry, pendants and journals.

Address is 17252 S. Ridgerunner Dr., Vail; phone is 520-668-3868. Directions: 10 – Hwy83S, R-Sahaurita Rd., L – Melpomene (a turn lane), L-Ridgerunner to 17252.

Hope to see you there!

Ann H and Donna V are both moving away early in October, Ann to Wisconsin and Donna to New Mexico. Carol S will also relocate, to Sahuarita.

We will miss them, but send best wishes as they settle into new homes. We are grateful for their many contributions to the guild and wish them well.

CHALLENGE NEWS

If you haven't already, please let Jill H know the name and size of your quilt by October 15.

Also, watch for the November Newsletter for the details on the Challenge Quilt show and voting.

Boutique Help

Get your creative juices going and help Debbie create kits for quilters to take home and make up.

Most of our fundraising occurs between now and the Quilt Show in March so we could use some items to sell.

We have lots of patterns and fabric for you to use. Come to work on any Wednesday or Thursday. (Of course, you might be tempted to take one home yourself.)



Who are you?

Many quilters would like to know. We currently have 96 paid members in the guild, but only 70 members have pictures listed on the roster in the members' only area. Especially since we have not seen each other for a while, we may need a refresher regarding your beautiful face. Please send a picture or have one taken at the guide.



Community Quilts



Notice to All Members

Due to recent concerns with security and personal privacy, beginning with this issue:

All Members will be identified in newsletter articles by first name and last initial only.

Please address any potential articles or questions to Board Members by their appropriate email addresses on page 4.

I will try to catch anything that slips through, and I thank you.

Elizabeth P



Barn Quilt Paint-A-Thon

We need volunteers! Please join us to paint Barn Quilt Blocks!
9:00am October 16 and again November 13.
Make a block, or two, for yourself or to donate to the West End Barn Quilt Trail!


Melanie H's Backyard Garage
3518 E Ojibwa St
Sierra Vista AZ 85650
(South on 92 to Choctaw turn right. Left onto Pueblo to Ojibwa. Mailbox on the left on Ojibwa. Parking by car garage or on the street.)

What to Bring:

A hair dryer is handy to help dry paint layers
A yardstick or ruler
Pencil and eraser

Additional information on barnquiltinfo.com and Arizona's First Barn Quilt Trail – <https://www.alpinearizona.com>

More information as it becomes available! Stay tuned!



THE WONDERFUL WORLD OF PROGRAMS & WORKSHOPS

Possible Changes

The board has been reviewing the days set aside for our morning and evening programs and for workshops given by our speakers. It has been proposed that we have our meetings on the 3rd Tuesday of each month, one in the morning and the other in the evening. When the speaker offers a workshop, that would be given the following day, Wednesday. For additional specific information, see page 5. Please send your thoughts on this proposed change to me (doriskwells@gmail.com) and I will bring them to the board at our next meeting. The new plan would go into effect when we resume a regular meeting schedule.

Quilt Show—Member Vendor Information

Ten Member Vendor tables are available for the March 5-6 quilt show.

They are \$15 each, maximum 2 per member. First come with application and payment, first served. Contact Karen H for info at karenhorton@mac.com.

VOLUNTEERS NEEDED - Farmer's Market, Thursday, Nov 18

The HSQG will have a booth at the Farmer's Market on Thursday, Nov 18. Hours are from 10 am to 2 pm. We will need 2 volunteers for each shift: 10 am to noon and noon to 2 pm.

We will also need a crew of 4 for setting up the tent about 830 am that Thursday morning as well as a crew of 4 to take it down at 2 pm.

Sign up sheets are at the guild.



Birthdays

Cheryl M	Oct 5
Wanda M	Oct 10
Jill W	Oct 10
Twala W	Oct 12
Sylvia G	Oct 19
Catherine H	Oct 19
Margaret D	Oct 21
Jill H	Oct 22
Carol S	Oct 22
Syldina B	Oct 24
Virginia M	Oct 31



HSQG Contacts

President

Nas M president@hummingbirdquiltguild.com

Future President

Vacant

Past President

Susan R pastpresident@hummingbirdquiltguild.com

Secretary

Debbie L hsqg@hummingbirdquiltguild.com

Treasurer

Wendy S treasurer@hummingbirdquiltguild.com

Newsletter Editor

Elizabeth P newsletter@hummingbirdquiltguild.com

Programs and Workshops Chairs (shared email)

Doris W

Clara P

programs_workshops@hummingbirdquiltguild.com

Membership

Ann W membership@hummingbirdquiltguild.com

Community Outreach

Janet W community@hummingbirdquiltguild.com

Quilt Show Chairs (shared email)

Melanie H

Virginia M

Marge C

quiltshow@hummingbirdquiltguild.com




Donations and Quilt Sales report for September 2021

Quilt distribution for the month of **September**

SW Cancer	6
<u>WIC</u>	<u>7</u>
Total	13

Quilts distributed YTD are 169.

Janet W
Community Quilts



"Something Blue"
2022 Opportunity Quilt

Tickets are available for the 2022 Opportunity Quilt! If you have not picked up tickets for this year's gorgeous quilt PLEASE do so. The packets are available at the Guild in a box on the library table with a sign out sheet next to them. Money raised from ticket sales will be used to fund our growing Community Quilts program. Please help make this year's Opportunity Quilt a huge success!!!



Something Blue is 72" x 72"; the pattern is by Dutch designer Jacqueline de Jonge.

Piecing was done by Melanie H and fabulous custom quilting by Virginia M.

The drawing for this quilt will be March 6, 2022 at 2 pm, the Sunday of our next quilt show.

Quilt Show Update



A recent Quilt Show meeting

Hello Quilters!

Plans continue for the next Quilts of the Huachucas Quilt Show and Sale to be held next March 5 & 6th at Buena High School.

I'm attaching the revised rules to this newsletter so you can start deciding which of your fabulous quilts will be submitted for display only, or for judging. Entry forms must be submitted by Wednesday, January 12, but you can always turn them in earlier; Georgia M will be collecting the entry forms. Don't forget to include a picture with your name and the name of the quilt on the back.

We're expecting a really big show this spring, so we ask that you prioritize each quilt when you fill out your entry forms (we only have so much space!)

We have decided not to have Vintage Quilts displayed this year, so save those for next time.

Also drop off for judging will be at Ethel Berger Center this coming year, not at the church we used in the past few years. Thanks to Clara P for her time and effort to locate us a new venue.

We have filled positions on the Quilt Show Committee with some veterans from our team. Sue L is retiring after many years (Thank you Sue!) Virginia M will take over Quilt Show Layout and Design. Georgia M will also take on additional tasks previously handled by Sue. Dana R will head up Advertising and Publicity. Gail S is taking over Quilt Show Judging from Nancy B, who expertly managed judging for many years. Jane W will head up Quilts for Sale, as we are seeing more opportunity to sell our beautiful quilts. And a new volunteer, Mary R will coordinate the White Gloves. Many thanks to all of you who have stepped up to make our show happen!

The ladies I've mentioned above are only part of the group that make YOUR quilt show possible. We have 24 team leaders that work together on this event. Many of them love their positions and do them year after year. So, thanks to all of them, and all of you that volunteer at Quilt Show. Can't wait for next March!

Melanie H, Quilt Show Chair
Marge C & Virginia M, Quilt Show Co-Chairs



First Meeting Back

At this time, we are waiting on the school administration to set a date when we can again use our building for meetings. Once we have the go ahead, we will scramble to get moving again!!

Since many of us have not had a chance to see one another for a very long time, we are planning our first meeting to be a "Catch Up and Share" event. Instead of a set program, the meeting will be a chance to visit with each other and to have a grand Show and Tell. Each member will be invited to bring **one or two (maximum!)** quilts from the time we have been dealing with quarantine. Good stories about this time are also appropriate for the Tell portion of the evening. Cookies welcome!

Newsletter information update:

If you did not receive the monthly newsletter sent directly to you via an email, then it is possible that your dues are not paid up to date. All members whose dues are paid are emailed the newsletter directly to their email address with a link to click on that takes them directly to the newsletter online.

If you think your dues are paid to date, but you aren't receiving the newsletter directly to your email, please let us know, and we'll look into it.

Debbie L at hsqg@hummingbirdquiltguild.com
Wendy S at treasurer@hummingbirdquiltguild.com



Hummingbird Stitchers Quilt Guild Membership

April 1, 2021 to March 31, 2022

*Returning members: Please list your name and
Only the information that has changed.*

Last name _____ First name _____
 Mailing address _____ City _____ Zip Code _____
 Birthday (month/day only) _____
 Land line phone number _____ Cell phone number _____
 E-Mail address _____

Check all that apply:

- New Membership
- Renewal
- Adult Membership \$35
- Junior Membership \$17.50
- I am joining primarily to enter
a quilt in the Guild quilt show.

I understand that the primary goal of the Hummingbird Stitchers Quilt Guild is to promote interest in and appreciation of quilting and fiber arts and to contribute quilts to the community. To achieve this goal, the Guild has quilt shows, various yearly projects, and monthly programs. By being a member of this Guild I will uphold this goal and pledge my cooperation by working on the Guild's projects, shows and programs. I will share my time and talents as generously as I can for the betterment of the Guild.

I give consent for photos of myself and my property to be used in print media, on the Guild website, and on quilt show CDs for promoting Hummingbird Stitchers Quilt Guild and its activities.

Signed: _____

Please make check payable to HSQG and mail to:

Hummingbird Stitchers Quilt Guild
 P.O. Box 1326
 Sierra Vista, AZ 85636-1326

Or deliver to the Membership Chair or Treasurer at a HSQG Meeting
 (www.hummingbirdquiltguild.com)

For Guild Use only	
Membership Number	
Check Number/Cash	
Amount Received	
Date Recorded	

In case of an Emergency, Please Contact (this information is voluntary)

Name: _____
 Phone number(s) _____

Hummingbird Stitches Quilt Show Entry 2022

Entry form due by Wednesday, January 12, 2022. No late entries accepted.

Name of quilt maker: _____ Phone: _____
 Email: _____ Mobile: _____
 Name of quilt: _____
 Size: Width _____ Length _____ Perimeter (W+W+L+L) _____ inches
 Name pattern or design source _____ Is this a kit? Yes No
 Who quilted this quilt? _____
 Hand quilted _____ Machine quilted, Professional _____ Machine quilted, Non-professional _____
 Is this quilt is for sale? NO _____ YES, list sales price _____ (a 10% handling fee will be paid to the Guild)
 If this quilt should be hung with other quilts such as the current challenge or a class, please name _____

Please check the appropriate statement: My quilt *will not* be judged. (Please skip to section B.)

My quilt *will be* judged. Circle one category number in section A. Please refer to Category Definitions page.

A

Judged quilts only

1. <i>Small Applique</i> -perimeter less than 168 inches	8. <i>Small Mixed Technique</i> -perimeter less than 168 inches
2. <i>Medium and Large Applique</i> -perimeter of 168 inches or greater	9. <i>Medium and Large Mixed Technique</i> -perimeter of 168 inches or greater
3. <i>Small Pieced</i> perimeter less than 168 inches	10. <i>Hand Quilted</i> - all techniques and sizes see definitions page
4. <i>Medium Pieced, Professional Quilting</i> -perimeter 168-279 inches	11. <i>Art</i> -all sizes
5. <i>Medium Pieced, Hand or Non-Professional-Quilting</i> -perimeter 168-279 inches	12. <i>Machine Embroidery</i> -all sizes
6. <i>Large Pieced, Professional Quilting</i> -perimeter of 280 inches or greater	13. <i>Apparel</i>
7. <i>Large Pieced, Hand or Non-Professional-Quilting</i> -perimeter of 280 inches or greater	14. <i>Group and Other</i> -see definitions page

B

Please attach COLOR photo, 3X5 to 4X6 only. **Trim photo to this size.**
Write your name, quilt name, width, and length on back of photo.
 Attach a SHORT hang tag statement describing your inspiration for this quilt.

I wish to enter the above item and agree to the rules as stated. I understand HSQG will take all reasonable precautions to protect my quilt but cannot be responsible for loss or damage during judging and the quilt show. Insuring the quilt is my responsibility. HSQG has my permission to photograph this quilt and use the photos to promote the guild including website display and the sale of quilt show CDs.

Signature: _____ Date: _____
 Parent or Guardian: _____ Date: _____ (Students)

Turn in entry forms to Georgia Mastin at any guild meeting or mail to Georgia (address in roster).
 All forms must arrive by the due date, January 12, 2022.

2022 HSQG Quilt Show Entry Rules and Definitions

RULES:

1. **Deadline for submission of entry forms January 12, 2022. No late entries accepted. Completed entry forms must include photo and hang tag statement and be received by January 12th. Be cautious of the deadline if mailing.**
2. You must have a current HSQG membership to enter.
3. The entry must have been made by the guild member in whole or part.
4. You may enter only one quilt *per judged category*. Judged quilt entries must not have been judged in any other HSQG show.
5. You may enter multiple quilts for *Display* (not judged). Entries will be accepted on a space-available basis. Be sure to mark the priority number for each quilt on your entry form. **EVEN IF YOU ONLY SUBMIT ONE ENTRY, PLEASE MARK IT AS PRIORITY #1.**
6. The Show and Design Chairs reserve the right to limit the number of quilts per person if necessary.
7. A color photo must be submitted with your entry form; 3 x 5 to 4 x 6 only, cut to this size. Write your name, quilt name, width and length on the back of the photo. The Design Committee will assign hanging space using your photo. A clear, true color photo is appreciated.
8. An entry will be rejected if it is not clean and free of smoke odors and pet hair.
9. All quilts must have a 4 inch hanging sleeve sewn to the back of the quilt. Small quilts can use a 2 inch sleeve.
10. Quilts must have a label with quilter's name and quilt name, sewn on. If the quilt is being judged, the quilter's name must be covered with muslin secured by basting or safety pins.
11. *Judged entries* must be brought to the **Ethel Berger Center, 2950 E. Tacoma** on Wednesday, March 2nd, from 9:00 - 11:00 am. The Judging Committee will be responsible for getting judged quilts to Buena High School on Friday.
12. *Display entries* must be brought to Buena High School on Friday, March 4th, from 5 -6 pm.
13. All entries must be picked up on Sunday March 6th, from 3:45 – 4:30 pm with the receipt you are given at check-in.
14. The Show Chairs may combine categories with less than 5 entries for judging purposes and reserve the right to re-categorize any entry to comply with the definitions.
15. All quilts purchased at the show will pay the Guild a 10% handling fee, as per the bylaws.
16. Entry forms must be turned in to Georgia Mastin at any meeting or mailed to her home. (see roster)
17. **Please don't submit an entry unless you are sure it will be ready for the show!**

CATEGORY DEFINITIONS:

Pieced: A quilt that is more than 50% pieced.

Appliqued: A quilt that is more than 50% appliqued.

Mixed Techniques: A quilt that contains more than one technique in **equal amounts**.

Group: A quilt whose top is made by two or more people.

Other: Techniques not listed such as yo-yo, cathedral window, whole cloth and tied.

Art: A quilt created as a work of art, reflecting innovative construction techniques, subject matter and/or materials.

Machine Embroidery: A quilt that is more than 50% machine embroidered, all sizes.

Apparel: Quilted clothing such as jackets and tops.

Hand Quilted: Quilts of all sizes and techniques that are completely hand quilted. You may also enter hand quilted items in other categories.

2022 AWARDS:

Awarded by the judge:

1st, 2nd, 3rd and Honorable Mention ribbons as earned for each category.

Exemplary Hand Quilting, Exemplary Professional Machine Quilting, Exemplary Non-Professional Machine Quilting, Best Use of Color, Best of Show, Judge's Choice.

Awarded based on the quilt show attendee votes: Viewer's Choice Ribbon.

Awarded by the Quilt Show Chair: HSQG Heart Award