



The Hummer

The Newsletter of the Hummingbird Stitches Quilt Guild

Website: www.hummingbirdquiltguild.com

Email: HSQG@hummingbirdquiltguild.com

P.O. Box 1326, Sierra Vista, AZ 85636-1326

December, 2021

Guild meetings are held at Rothery Education Center located at 3305 E. Fry Blvd., Sierra Vista unless otherwise noted.

December

The clubhouse WILL be open as follows.

**Regular Wednesday Hours:
8:30-11:30**

**Regular Thursday Hours :
8:30-2:00**

Special Notes:

Breaking News! See pages 10 & 11 for **Quilt Show Application and Rules!**

See the Members Only section of the website for: **HSQG Board of Directors 2021-2022**

Please see Page 3 for **important member news.**



Best wishes to Caroline F as she continues her recovery at home.

***** President's Message *****

Happy Holidays to all:

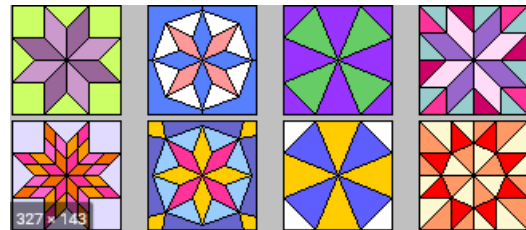
I hope everyone had a fabulous Thanksgiving. I am thankful that I could spend time with family and friends.

I have to thank our volunteers who helped man the Quilt Expo in Tucson and the Farmer's marker Boutique sale.

The Guild is starting the monthly meetings this Dec. with a holiday party (more info in the Newsletter). Our program directors are arranging next year's meetings. I am excited to be able to see our members face-to-face and to take classes in person again. Our Quilt Show committee is busy prepping for the show in March, so make sure you have your entry applications ready by the deadline.

Hope to see you all next year!

Nas M




Just FYI, many thanks to Phyllis Phiffer for her donation of 12 patriotic quilt tops we will complete for Quilts of Valor & Vietnam Vets. You'll see photos as we finish them each week. Kelly & Gail are making presentation bags (pillowcases) to go with each one too.

Blotto

Blotto for August-Jan 2022

Simply Twisted is the Blotto for August-January 2022. This Blotto is a super easy fun block. Make two units and add a little twist to both units and you have completed the block!!! Two color options are available for this block. The drawing for this Blotto will be January 5, 2022.

If you have any questions call: Debi 227-0381 or Nancy 508-9044



Donations and Quilt Sales Report for November 2021

Boutique	2
Forgach	6
Private individuals	2
Vietnam Vets	1

Total 11

Thanks again to all our members who contribute their time and expertise.

Janet W
Community Quilts

Guild members have made 341 new quilts so far this year. Dedication!



Challenge News

Please enter your Challenge Quilts in the Quilt Show. Both 2020 and 2021 quilts will be exhibited in the Quilt Show. Identify your quilt as **Blue Challenge** or **Embellish Challenge** on the entry form.

There were 19 quilts in the **Bring on the Blue** Challenge. A big Thanks goes to everyone who entered a quilt.

Also, a big Thanks goes to Fran Harriman for embroidering the Challenge ribbons.

The winners are:

First place: Susan Ritter with "Moonrise"

Second place: Wendy Hirsch with "The Great Beyond"

Third place: JoAnn Vandine with "True Blue"

P:otos of the winning entries are on p. 3



Boutique Help

The Guild has provided MaryKay H with some kid-themed fabric to make pillowcases for the CASA children to carry their belongings in. Many thanks to all the people who support that program. That's a whole lot easier than the 220 quilts we made a few years ago. Please contact her if you want to help.

Community Quilts



Thank you all for your great help!

2023 Opportunity Quilt Workshops

We have the quilt blocks cut out and ready to start working on. There will be a workshop on Thursday December 16 from 9:00-2:00 at the clubhouse. Beginners to advanced are welcome to come work on the quilt. We will need sewers, pressers, and quality control. Bring your own machine. You can come for as long or as little as you want. There will also be two workshops in January: Thursday January 13th and January 20th, same time, same place.

Barn Quilt Blocks from the Paint-a-Thon



Barn Block Request


Do you have a barn quilt block on display at your house? This means a block that is visible from the street without intruding on your home.

If you have such a block, please send your name and address to Susan R so that we can keep a spreadsheet of where they are.

Thanks!



Challenge Quilt Winners!



Notice to All Members

Due to recent concerns with security and personal privacy, *beginning with this issue:*

All Members will be identified in newsletter articles by **first name and last initial only**.

Please address any potential articles or questions to Board Members by their **appropriate email addresses on page 4** so we can save our personal addresses for their original use. I will try to catch anything that slips through.

Also, please be aware if there is anything you would like to contribute (we always look forward to that!) **the 25th of the preceding month is the cut-off** for an article to be in the newsletter. As much as I would like for everything to make it into every issue, I have a specific amount of time to allocate to editing and prepping, so I appreciate your understanding.


Elizabeth P

Barn Quilt Blocks Coming Soon Near You.....

Attention, Hummers, Barn Blocks are going up in the West End of town. As the pavement and traffic interruptions improve, you'll be able to spot them at places like Monty's Motors, Kino Hall at St. Andrews Catholic Church, and the Sew Easy shop.

Coming soon are blocks at Bobke's for Lunch, Hoppin' Grapes, Cool Dreams, and Knights of Columbus Hall. Down the road are Landmark Café, the Sierra Vista Herald, and others.

Guess where all this is leading? Even more requests for blocks. There will be Paint-a-thon days scheduled frequently in the coming months. Please consider coming and painting a block for the town.



Quilt Show—Member Vendor Information

Ten Member Vendor tables are available for the March 5-6 Quilt Show.

They are \$15 each, maximum 2 per member. First come with application and payment, first served. Contact Karen H for info at karenhorton@mac.com.





Birthdays

Jackie I	Dec 1
Dorothy G	Dec 5
Chris T	Dec 5
Lois B	Dec 6
Karen N	Dec 13
Donna V	Dec 14
Ann W	Dec 21
Nancy R	Dec 27
Kristen S	Dec 28
Nancy W	Dec 30

HSQG Contacts

President

Nas M president@hummingbirdquiltguild.com

Future President

Vacant

Past President

Susan R pastpresident@hummingbirdquiltguild.com

Secretary

Debbie L hsqg@hummingbirdquiltguild.com

Treasurer

Wendy S treasurer@hummingbirdquiltguild.com

Newsletter Editor

Elizabeth P newsletter@hummingbirdquiltguild.com

Programs and Workshops Chairs (shared email)

Doris W

Clara P

programs_workshops@hummingbirdquiltguild.com

Membership

Ann W membership@hummingbirdquiltguild.com

Community Outreach

Janet W community@hummingbirdquiltguild.com


Quilt Show Chairs (shared email)

Melanie H

Virginia M

Marge C

quiltshow@hummingbirdquiltguild.com



Notice for HSQG Holiday Parties

The holidays are rapidly approaching, so it is time to think about our 2021 holiday parties, if all goes as planned and we are able to hold them. Come to either one or both!

When: **Evening**-Monday, 6 Dec at 6 pm

Morning-Wednesday, 8 Dec at 10 am

Where: At the Guild Club House (Rothery Education Center, building with the barn signs on it)


Why: We miss you! It's time to celebrate!

What to Bring:

- Savory or sweet **finger food** (something easy to serve!) This is not a potluck, so no hot entrees!
- If you want to participate in the fabric exchange, bring 1/2 yard of good quality, cotton quilting fabric in a simple paper bag.
- A picture of when you were young during the holidays.
- An item for Peaches Pantry; you will get an extra door prize ticket. (examples: Individual/instant servings of: macaroni and cheese cups, cereal packages, oatmeal, chips, crackers, Ramen Noodles, raisins, hot chocolate mix. Small cans of vegetables, soup, stew, tuna, spam, chili, Spaghetti O's or similar canned pastas. Fruit, Jell-O & pudding cups. Nutrition bars. Juice packets.)
- Your name tag and your Mask!
- Your best "BINGO" voice

If we have to cancel due to COVID restrictions, we will announce it on Facebook or by a guild-wide email.

For more information, contact: Debi (520) 227-0381 or Wendy (520) 803-1420; leave a message, we will call you back.



"Something Blue"

2022 Opportunity Quilt

Calling all MEMBERS!!!

All members are encouraged to participate by selling tickets for our beautiful Opportunity Quilt. This is one of our main fundraisers every year!!! Money from the ticket sales helps fund the Guild throughout the year. Opportunity Tickets make GREAT stocking stuffers. If you have not picked up tickets for this year's gorgeous quilt PLEASE do so. The packets are available at the Guild in a box on the library table with a sign-out sheet next to them. Please help make this year's Opportunity Quilt a huge success!!! The drawing for this quilt will be March 6, 2022 at 2 pm, the Sunday of our next quilt show.



Something Blue is 72" x 72"; the pattern is by Dutch designer Jacqueline de Jonge.

Piecing was done by Melanie H and fabulous custom quilting by Virginia M.

Quilt Show Update



A recent Quilt Show meeting

Hello Quilters!

Plans continue for the next Quilts of the Huachucas Quilt Show and Sale to be held next March 5 & 6th at Buena High School.

I'm attaching the revised rules to this newsletter so you can start deciding which of your fabulous quilts will be submitted for display only, or for judging. Entry forms must be submitted by Wednesday, January 12, but you can always turn them in earlier; Georgia M will be collecting the entry forms. Don't forget to include a picture with your name and the name of the quilt on the back.

We're expecting a really big show this spring, so we ask that you prioritize each quilt when you fill out your entry forms (we only have so much space!)

We have decided not to have Vintage Quilts displayed this year, so save those for next time.

Also drop off for judging will be at Ethel Berger Center this coming year, not at the church we used in the past few years. Thanks to Clara P for her time and effort to locate us a new venue.

We have filled positions on the Quilt Show Committee with some veterans from our team. Sue L is retiring after many years (Thank you Sue!) Virginia M will take over Quilt Show Layout and Design. Georgia M will also take on additional tasks previously handled by Sue. Dana R will head up Advertising and Publicity. Gail S is taking over Quilt Show Judging from Nancy B, who expertly managed judging for many years. Jane W will head up Quilts for Sale, as we are seeing more opportunity to sell our beautiful quilts. And a new volunteer, Mary R will coordinate the White Gloves. Many thanks to all of you who have stepped up to make our show happen!

The ladies I've mentioned above are only part of the group that make YOUR quilt show possible. We have 24 team leaders that work together on this event. Many of them love their positions and do them year after year. So, thanks to all of them, and all of you that volunteer at Quilt Show. Can't wait for next March!

Melanie H, Quilt Show Chair
Marge C & Virginia M, Quilt Show Co-Chairs



Coming in January

If you joined HSQG in 2020 or 2021 you are a member of the CLASS of '21!

We haven't been able to hold regular meetings in almost two years. It's sometimes hard to find out what is happening and there is not enough time to get to know other members.

You are invited to the first meeting of the Class of 21, a get-together at Susan Ritter's home. Future meeting times and places will be flexible; you can attend one or many.

Save the date of Tuesday, January 11, 10:00 a.m. for coffee, cookies, conversation and (a little) quilts.

Newsletter information update:

If you did not receive the monthly newsletter sent directly to you via an email, then it is possible that your dues are not paid up to date. All members whose dues are paid are emailed the newsletter directly to their email address with a link to click on that takes them directly to the newsletter online.

If you think your dues are paid to date, but you aren't receiving the newsletter directly to your email, please let us know, and we'll look into it.

Debbie L at hsqg@hummingbirdquiltguild.com
Wendy S at treasurer@hummingbirdquiltguild.com

PROGRAMS



With an upbeat attitude and lots of hope, we are setting up a schedule beginning with:

January 3rd at 6:00 p.m. and 5th at 9:00 a.m.

Resume regular meetings. We will focus on catching up with those we have missed for so long. Each member is invited to bring ONE or TWO quilts for a mega-show-and-tell. If you like you may also bring cookies to share.

February 7th at 6:00 p.m. and 9th at 9:00 a.m.

Swan Sheridan speaks on "Showing your Quilts: The importance of sharing"

March 5th and 6th – Quilt Show

April 4th at 6:00 p.m. and 6th at 9:00 a.m.

Michelle Watts will be our speaker. More details on the lecture to follow

WORKSHOPS

February 8th

– Swan Sheridan will teach her Pop Color pattern. There is a sign up sheet and a sample of the class project at the guild hall.

April 5th

– Michelle Watts will teach her newest design – Totems. Samples will be available closer to the time of the Workshop.

Barn Blocks in Alpine (Aren't they great?!)





Hummingbird Stitchers Quilt Guild Membership

April 1, 2021 to March 31, 2022

*Returning members: Please list your name and
Only the information that has changed.*

Last name _____ First name _____
 Mailing address _____ City _____ Zip Code _____
 Birthday (month/day only) _____
 Land line phone number _____ Cell phone number _____
 E-Mail address _____

Check all that apply:

- New Membership
- Renewal
- Adult Membership \$35
- Junior Membership \$17.50
- I am joining primarily to enter
a quilt in the Guild quilt show.

I understand that the primary goal of the Hummingbird Stitchers Quilt Guild is to promote interest in and appreciation of quilting and fiber arts and to contribute quilts to the community. To achieve this goal, the Guild has quilt shows, various yearly projects, and monthly programs. By being a member of this Guild I will uphold this goal and pledge my cooperation by working on the Guild's projects, shows and programs. I will share my time and talents as generously as I can for the betterment of the Guild.

I give consent for photos of myself and my property to be used in print media, on the Guild website, and on quilt show CDs for promoting Hummingbird Stitchers Quilt Guild and its activities.

Signed: _____

Please make check payable to HSQG and mail to:

Hummingbird Stitchers Quilt Guild
 P.O. Box 1326
 Sierra Vista, AZ 85636-1326

Or deliver to the Membership Chair or Treasurer at a HSQG Meeting
 (www.hummingbirdquiltguild.com)

For Guild Use only	
Membership Number	
Check Number/Cash	
Amount Received	
Date Recorded	

In case of an Emergency, Please Contact (this information is voluntary)

Name: _____
 Phone number(s) _____

Hummingbird Stitchers Quilt Show Entry 2022

Entry form due by Wednesday, January 12, 2022. No late entries accepted.

Name of quilt maker: _____ Phone: _____
 Email: _____ Mobile: _____
 Name of quilt: _____
 Size: Width _____ Length _____ Perimeter (W+W+L+L) _____ inches
 Name pattern or design source _____ Is this a kit? Yes No
 Who quilted this quilt? _____
 Hand quilted _____ Machine quilted, Professional _____ Machine quilted, Non-professional _____
 Is this quilt is for sale? NO _____ YES, list sales price _____ (a 10% handling fee will be paid to the Guild)
 If this quilt should be hung with other quilts such as the current challenge or a class, please name _____

Please check the appropriate statement: My quilt *will not* be judged. (Please skip to section B.)

My quilt *will be* judged. Circle one category number in section A. Please refer to Category Definitions page.

A

Judged quilts only

1. <i>Small Applique</i> -perimeter less than 168 inches	8. <i>Small Mixed Technique</i> -perimeter less than 168 inches
2. <i>Medium and Large Applique</i> -perimeter of 168 inches or greater	9. <i>Medium and Large Mixed Technique</i> -perimeter of 168 inches or greater
3. <i>Small Pieced</i> perimeter less than 168 inches	10. <i>Hand Quilted</i> - all techniques and sizes see definitions page
4. <i>Medium Pieced, Professional Quilting</i> -perimeter 168-279 inches	11. <i>Art</i> -all sizes
5. <i>Medium Pieced, Hand or Non-Professional-Quilting</i> -perimeter 168-279 inches	12. <i>Machine Embroidery</i> -all sizes
6. <i>Large Pieced, Professional Quilting</i> -perimeter of 280 inches or greater	13. <i>Apparel</i>
7. <i>Large Pieced, Hand or Non-Professional-Quilting</i> -perimeter of 280 inches or greater	14. <i>Group and Other</i> -see definitions page

B

Please attach COLOR photo, 3X5 to 4X6 only. **Trim photo to this size.**
Write your name, quilt name, width, and length on back of photo.
 Attach a SHORT hang tag statement describing your inspiration for this quilt.

I wish to enter the above item and agree to the rules as stated. I understand HSQG will take all reasonable precautions to protect my quilt but cannot be responsible for loss or damage during judging and the quilt show. Insuring the quilt is my responsibility. HSQG has my permission to photograph this quilt and use the photos to promote the guild including website display and the sale of quilt show CDs.

Signature: _____ Date: _____
 Parent or Guardian: _____ Date: _____ (Students)

Turn in entry forms to Georgia Mastin at any guild meeting or mail to Georgia (address in roster).
 All forms must arrive by the due date, January 12, 2022.

2022 HSQG Quilt Show Entry Rules and Definitions

RULES:

1. **Deadline for submission of entry forms January 12, 2022. No late entries accepted. Completed entry forms must include photo and hang tag statement and be received by January 12th. Be cautious of the deadline if mailing.**
2. You must have a current HSQG membership to enter.
3. The entry must have been made by the guild member in whole or part.
4. You may enter only one quilt *per judged category*. Judged quilt entries must not have been judged in any other HSQG show.
5. You may enter multiple quilts for *Display* (not judged). Entries will be accepted on a space-available basis. Be sure to mark the priority number for each quilt on your entry form. **EVEN IF YOU ONLY SUBMIT ONE ENTRY, PLEASE MARK IT AS PRIORITY #1.**
6. The Show and Design Chairs reserve the right to limit the number of quilts per person if necessary.
7. A color photo must be submitted with your entry form; 3 x 5 to 4 x 6 only, cut to this size. Write your name, quilt name, width and length on the back of the photo. The Design Committee will assign hanging space using your photo. A clear, true color photo is appreciated.
8. An entry will be rejected if it is not clean and free of smoke odors and pet hair.
9. All quilts must have a 4 inch hanging sleeve sewn to the back of the quilt. Small quilts can use a 2 inch sleeve.
10. Quilts must have a label with quilter's name and quilt name, sewn on. If the quilt is being judged, the quilter's name must be covered with muslin secured by basting or safety pins.
11. *Judged entries* must be brought to the **Ethel Berger Center, 2950 E. Tacoma**, on Wednesday, March 2nd, from 9:00 - 11:00 am. The Judging Committee will be responsible for getting judged quilts to Buena High School on Friday.
12. *Display entries* must be brought to Buena High School on Friday, March 4th, from 5 -6 pm.
13. All entries must be picked up on Sunday March 6th, from 3:45 – 4:30 pm with the receipt you are given at check-in.
14. The Show Chairs may combine categories with less than 5 entries for judging purposes and reserve the right to re-categorize any entry to comply with the definitions.
15. All quilts purchased at the show will pay the Guild a 10% handling fee, as per the bylaws.
16. Entry forms must be turned in to Georgia Mastin at any meeting or mailed to her home. (see roster)
17. **Please don't submit an entry unless you are sure it will be ready for the show!**

CATEGORY DEFINITIONS:

Pieced: A quilt that is more than 50% pieced.

Appliqued: A quilt that is more than 50% appliqued.

Mixed Techniques: A quilt that contains more than one technique in **equal amounts**.

Group: A quilt whose top is made by two or more people.

Other: Techniques not listed such as yo-yo, cathedral window, whole cloth and tied.

Art: A quilt created as a work of art, reflecting innovative construction techniques, subject matter and/or materials.

Machine Embroidery: A quilt that is more than 50% machine embroidered, all sizes.

Apparel: Quilted clothing such as jackets and tops.

Hand Quilted: Quilts of all sizes and techniques that are completely hand quilted. You may also enter hand quilted items in other categories.

2022 AWARDS:

Awarded by the judge:

1st, 2nd, 3rd and Honorable Mention ribbons as earned for each category.

Exemplary Hand Quilting, Exemplary Professional Machine Quilting, Exemplary Non-Professional Machine Quilting, Best Use of Color, Best of Show, Judge's Choice.

Awarded based on the quilt show attendee votes: Viewer's Choice Ribbon.

Awarded by the Quilt Show Chair: HSQG Heart Award