



The Hummer

The Newsletter of the Hummingbird Stitches Quilt Guild

Website: www.hummingbirdquiltguild.com

Email: HSQG@hummingbirdquiltguild.com

P.O. Box 1326, Sierra Vista, AZ 85636-1326

January, 2022

Guild meetings are held at Rothery Education Center located at 3305 E. Fry Blvd., Sierra Vista unless otherwise noted.

January

The clubhouse WILL be open as follows.

**Regular Wednesday Hours:
8:30-11:30**

**Regular Thursday Hours :
8:30-2:00**

Special Notes:

Breaking News! See last pages for **Quilt Show Application and Rules!**

See the Members Only section of the website for: **HSQG Board of Directors 2021-2022**



Our best wishes go to Merrie H, in the hospital with Covid.

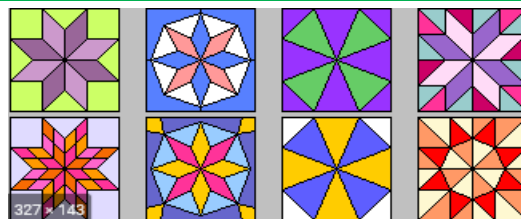
Healing thoughts go to Eula Mae T as she recovers from a broken arm.

***** President's Message *****

Happy Holidays Everyone! I hope the holiday season was fun and not too stressful. By the time you read this Newsletter, it will be time for our New Year resolutions. It will also be time to submit our applications for the Quilt Show in March. Application forms can be found with the Newsletter and on the website. Programs will start with a Show and Tell; I can't wait to see what our members have been creating. The quilts that have been created and turned in for distribution are all so well done and so varied in form and colors. We are the recipients of a lot of donated fabric, so the Stash ladies need help clearing out the bins. At our Jan meeting, please browse and take home the material on the free table and check out the table full of coordinated fabrics for community quilts. Take the kits home to complete and return to the Guild.

As we move into the new year, think about volunteering for one of the many positions that will be voted on in April. This is a great opportunity to help us move forward and to keep the organization vital. If you have any questions, feel free to ask myself or other board members about their positions. We promise not to throw anyone into deep water without a net; you will have the information you need for the position and past members to ask for help. Check out all the information on our website and Facebook page. We have tickets for the opportunity quilt for this year and the blocks for next year's opportunity quilt. Happy New Year!

Nas M



Our deepest condolences to Georganne W on the loss of her husband, Don.



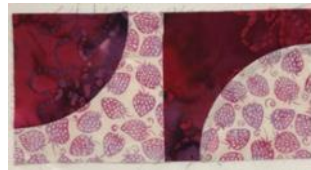
Blotto for August-Jan 2022

Don't forget to turn in your completed blocks for the Simply Twisted Blotto. When you turn in your blocks, pin a note with your name to each block. If your block meets the size and color requirements, you will have one chance to win for each block you enter. The winners will be notified by phone or email. The drawing for the blocks will be Wednesday, January 5, 2022.

Blotto January-May 2022

The new Blotto for January-May 2022 is Playing with Curves. This is a Drunkards Path block with a gentle curve. The fabrics for this Blotto will be furnished by the Guild!!! The pieces will be precut using one of the Guild's die fabric cutters. You will be making two blocks with contrasting colors. This is a great opportunity to make a block sewing an easy curve. Kits will be available on January 3rd at the guild. The drawing for this Blotto will be May 4th.

If you have any questions call: Debi 227-0381 or Nancy 508-9044



Donations and Quilt Sales Report for December 2021

Boutique	8
Cochise County Foster Care	14
DAV Sierra vista	14
Dialysis	7
Private Individuals	5
Lori's Place	10
Peaches Pantry Fundraiser	2
Quilts of Valor	1
SW Cancer	<u>12</u>

Total **73**

26 new pillow cases given to Cochise Foster Care

325 quilts given out since April 1, 2021

367 quilts made by our members since April 1, 2021, and there are 3 more months to go until March 30, 2022!

Janet W
Community Quilts

Quilt Exhibit: Additional chance to show off our quilts

An opportunity to show our quilts to a new and different audience came up as a result of our activity painting Barn Blocks.

The Art Department at Cochise College selected 9 quilts from photos they had seen. This special exhibit will hang in the Student Union from January 7 until the first week of March. On a date still to be selected there will be a small opening with visitors and some HSQG members available to answer questions about the quilts.

Stop by and see the quilts any time. The dates for the opening will be posted on our Facebook page and website. We're hoping it brings more new viewers to our show March 5-6.

QUILT SHOW DVD!!!

Preorders are being taken for the Quilt Show DVD!!! The cost is \$15 and must be paid when placing the order. All preordered DVDs will be available for pickup at the show on Sunday afternoon. See Nancy B on Wednesday or Thursday at the Guild to place your order.

We Need You

Remember the "Uncle Sam Needs You" posters? Well, maybe this is the "Aunt Sarah Needs You" poster.


We have had nearly two years of changes but the Guild has survived and is picking up the threads of all our regular activities, as well as some new ones. We need your help!

Election of Officers will be held at the regular April Business Meeting when we vote for: President, Vice-President, Secretary, Treasurer. As of this minute, I have a volunteer for ONLY ONE of these officers – Treasurer.

Our Committee Chairs are appointed, not elected. Many of the Committee Chairs have served multiple years in their positions. They are doing a great job but are getting tired. Please consider which committees you could make a contribution of time to.

It's not one-size-fits-all: there are jobs in all shapes and sizes. Some take a little time all year, some take time only for the quilt show. There is a complete list of committees and current chairs on the Guild website under the Members Only tab. Please take a few minutes to check it out and then talk to the current Chair or to Susan R about what the job is.

Community Quilts



Thank you all for your great help!

Barn Quilt Blocks from the Paint-a-Thon



Barn Block Request

Do you have a barn quilt block on display at your house? This means a block that is visible from the street without intruding on your home.

If you have such a block, please send your name and address to Susan R so that we can keep a spreadsheet of where they are.

Thanks!



Reminder: OPPORTUNITY TICKETS!!!

If you have not picked up tickets for this year's gorgeous Opportunity Quilt PLEASE do so. The money received from the ticket sales helps fund the Guild throughout the year. Please help make this year's Opportunity Quilt a huge success!!! The packets are available at the Guild in a box on the library table with a sign out sheet next to them. The drawing for this quilt will be Sunday, March 6, 2022 at 2 pm at the quilt show.

See below for additional information.

2023 Opportunity Quilt Workshops

We have the quilt blocks cut out and ready to start working on. There will be a workshop on Thursday December 16 from 9:00-2:00 at the clubhouse. Beginners to advanced are welcome to come work on the quilt. We will need sewers, pressers, and quality control. Bring your own machine. You can come for as long or as little as you want. There will also be two workshops in January: Thursday January 13th and January 20th, same time, same place.

"Something Blue"

2022 Opportunity Quilt

Calling all MEMBERS!!!

All members are encouraged to participate by selling tickets for our beautiful Opportunity Quilt. This is one of our main fundraisers every year!!! Money from the ticket sales helps fund the Guild throughout the year. Opportunity Tickets make GREAT stocking stuffers. If you have not picked up tickets for this year's gorgeous quilt PLEASE do so. The packets are available at the Guild in a box on the library table with a sign-out sheet next to them. Please help make this year's Opportunity Quilt a huge success!!! The drawing for this quilt will be March 6, 2022 at 2 pm, the Sunday of our next quilt show.

Something Blue is 72" x 72"; the pattern is by Dutch designer Jacqueline de Jonge.

Piecing was done by Melanie H and fabulous custom quilting by Virginia M.




Barn Quilt Blocks Coming Soon Near You.....

Attention, Hummers, Barn Blocks are going up in the West End of town. As the pavement and traffic interruptions improve, you'll be able to spot them at places like Monty's Motors, Kino Hall at St. Andrews Catholic Church, and the Sew Easy shop.

Coming soon are blocks at Bobke's for Lunch, Hoppin' Grapes, Cool Dreams, and Knights of Columbus Hall. Down the road are Landmark Café, the Sierra Vista Herald, and others.

Guess where all this is leading? Even more requests for blocks. There will be Paint-a-thon days scheduled frequently in the coming months. Please consider coming and painting a block for the town.



Quilt Show—Member Vendor Information

Ten Member Vendor tables are available for the March 5-6 Quilt Show.

They are \$15 each, maximum 2 per member. First come with application and payment, first served. Contact Karen H for info at karenhorton@mac.com.





Birthdays

Kay (Kathryn) W	Jan 3
Shirley A	Jan 6
Mickey W	Jan 6
Jean K	Jan 17
Shari W	Jan 18
Jeannine G	Jan 19
Caroline F	Jan 20
Jerri "Lea" N	Jan 21
Joan B	Jan 27
Beth K	Jan 27
Dot R	Jan 27
Jill H	Jan 29

HSQG Contacts

President

Nas M president@hummingbirdquiltguild.com

Future President

Vacant

Past President

Susan R pastpresident@hummingbirdquiltguild.com

Secretary

Debbie L hsqg@hummingbirdquiltguild.com

Treasurer

Wendy S treasurer@hummingbirdquiltguild.com

Newsletter Editor

Elizabeth P newsletter@hummingbirdquiltguild.com

Programs and Workshops Chairs (shared email)

Doris W

Clara P

programs_workshops@hummingbirdquiltguild.com

Membership

Ann W membership@hummingbirdquiltguild.com

Community Outreach

Janet W community@hummingbirdquiltguild.com

Quilt Show Chairs (shared email)

Melanie H

Virginia M

Marge C

quiltshow@hummingbirdquiltguild.com



Quilt Show Update



A recent Quilt Show meeting

Happy New Year Quilters!

The Quilt Show is only 8 weeks away! We have so much to do before that, and are working hard to make it happen.

Remember the deadline to turn in your entry forms is Jan 12. Quilt Show Chairs will be at the Guild on Jan 5, 6 & 12 to help you fill out your forms. You can also have your quilt photographed at that time and get a 4x6" print to turn in with your forms. It's ok if your quilt is not completely finished, you have until the first week of March to get the finishing touches like hanging sleeves and labels on them before the show.

And now is the big push to sell opportunity quilt tickets. So, pick up your packets now to sell and talk to your friends and family about attending the show.

There is still a little time for vendors to sign up so if you can think of anyone who might be interested, please have them contact Jeannine G.

The volunteer sign up sheets are at the Guild. We will need lots of volunteers to hang the show on Friday night, so please sign up (and bring a man and a ladder if possible!)

One last word about Covid and the show. We will not cancel unless the school or the State make us cancel. So please wear a mask and we'll all try to be safe and enjoy showing our quilts once again.

If you have questions, you can call me (number is in the member list) or email at melanie@hummingbirdquiltshow.com.



It's Here!.

If you joined HSQG in 2020 or 2021 you are a member of the CLASS of '21!

We haven't been able to hold regular meetings in almost two years. It's sometimes hard to find out what all is happening, not enough time to get to know other members.

You are invited to the first meeting of the Class of 21, a get-together at Susan R's home. Future meeting times and places will be flexible; you can attend one or many.

Save the date of Tuesday, January 13, 10:00 a.m. for coffee, cookies, conversation and (a little) quilts.

Newsletter information update:

If you did not receive the monthly newsletter sent directly to you via an email, then it is possible that your dues are not paid up to date. All members whose dues are paid are emailed the newsletter directly to their email address with a link to click on that takes them directly to the newsletter online.

If you think your dues are paid to date, but you aren't receiving the newsletter directly to your email, please let us know, and we'll look into it.

Debbie L at hsqg@hummingbirdquiltguild.com
Wendy S at treasurer@hummingbirdquiltguild.com

PROGRAMS



With an upbeat attitude and lots of hope, we are setting up a schedule beginning with:

January 3rd at 6:00 p.m. and 5th at 9:00 a.m.

Resume regular meetings. We will focus on catching up with those we have missed for so long. Each member is invited to bring ONE or TWO quilts for a mega-show-and-tell. If you like you may also bring cookies to share.

February 7th at 6:00 p.m. and 9th at 9:00 a.m.

Swan Sheridan speaks on "Showing your Quilts: The importance of sharing."

March 5th and 6th – Quilt Show

April 4th at 6:00 p.m. and 6th at 9:00 a.m.

Michelle Watts will be our speaker. More details on the lecture to follow.

WORKSHOPS

February 8th

– Swan Sheridan will teach her Pop Color pattern. There is a sign up sheet and a sample of the class project at the guild hall.

April 5th

– Michelle Watts will teach her newest design – Totems. Samples will be available closer to the time of the Workshop.

West End Barn Quilt Trail Update

The Sierra Vista Barn Quilt Trail has begun! Some of the painted quilt blocks are already mounted on and in businesses in the West End and Sierra Vista. Monty's Motors, 6th and Fry Blvd, Sew Easy, 2nd Street, Kino Hall at St Andrew's church are the first. There are 11 more completed and scheduled to be hung.

I attended the West End Commission meeting in December at City Hall and gave an update. The members are excited and feel the blocks will add visual art to the West End and bring tourists to visit the revitalized area. We may get more exposure visiting the local clubs such as Rotary and the Chamber of Commerce and making a presentation.

If you attended one of the paint-a-thons and have a finished block please consider mounting it on your house or building so it can be seen from the road. Then send me the address so it can be listed. No names will be listed in the directory, just the location and name of block. Maybe we can also include a picture of the block. If you wish to donate it to the Barn Quilt Trail bring it to Guild and we will add it to the inventory.

Janet W
Community Quilts

Barn Quilt Paint-A-Thon

We need volunteers! Please join us to paint Barn Quilt Blocks!
9:00am January 22
Make a block, or two, for yourself or to donate to the West End Barn Quilt Trail!
12"x12" plywood, 2'x2' plywood or aluminum sheeting

Where:

Melanie H's Backyard Garage Shop
3518 E Ojibwa St
Sierra Vista AZ 85650
(South on 92 to Choctaw turn right. Left onto Pueblo to Ojibwa. Mailbox on the left on Ojibwa. Parking by car garage or on the street.)

What to Bring:

A hair dryer is handy to help dry paint layers
A yardstick or ruler
Pencil and eraser

PLEASE RSVP to Melanie so there are enough prepped boards

Wanted: Your Vote

We have had a couple of months of open discussion about changing our meeting dates. Now it's time to vote at the January 2023 Business Meeting. There will be yes/no votes on two possible changes, The choices are:

- A) Vote to change our meetings from the first week of every month to the third week
- B) Vote to change both meetings to Tuesday with any workshop held on Wednesday

You may cast your ballot at the clubhouse Monday evening or Wednesday morning before 11:00. These will be Show and Tell meetings, and you may come just to vote or to stay and see what everyone else has been doing during our pandemic break.



Hummingbird Stitchers Quilt Guild Membership

April 1, 2021 to March 31, 2022

*Returning members: Please list your name and
Only the information that has changed.*

Last name _____ First name _____
 Mailing address _____ City _____ Zip Code _____
 Birthday (month/day only) _____
 Land line phone number _____ Cell phone number _____
 E-Mail address _____

Check all that apply:

- New Membership
- Renewal
- Adult Membership \$35
- Junior Membership \$17.50
- I am joining primarily to enter
a quilt in the Guild quilt show.

I understand that the primary goal of the Hummingbird Stitchers Quilt Guild is to promote interest in and appreciation of quilting and fiber arts and to contribute quilts to the community. To achieve this goal, the Guild has quilt shows, various yearly projects, and monthly programs. By being a member of this Guild I will uphold this goal and pledge my cooperation by working on the Guild's projects, shows and programs. I will share my time and talents as generously as I can for the betterment of the Guild.

I give consent for photos of myself and my property to be used in print media, on the Guild website, and on quilt show CDs for promoting Hummingbird Stitchers Quilt Guild and its activities.

Signed: _____

Please make check payable to HSQG and mail to:

Hummingbird Stitchers Quilt Guild
 P.O. Box 1326
 Sierra Vista, AZ 85636-1326

Or deliver to the Membership Chair or Treasurer at a HSQG Meeting
 (www.hummingbirdquiltguild.com)

For Guild Use only	
Membership Number	
Check Number/Cash	
Amount Received	
Date Recorded	

In case of an Emergency, Please Contact (this information is voluntary)

Name: _____
 Phone number(s) _____

Hummingbird Stitches Quilt Show Entry 2022

Entry form due by Wednesday, January 12, 2022. No late entries accepted.

Name of quilt maker: _____ Phone: _____

Email: _____ Mobile: _____

Name of quilt: _____

Size: Width _____ Length _____ Perimeter (W+W+L+L) _____ inches

Name pattern or design source _____ Is this a kit? Yes No

Who quilted this quilt? _____

Hand quilted _____ Machine quilted, Professional _____ Machine quilted, Non-professional _____

Is this quilt is for sale? NO _____ YES, list sales price _____ (a 10% handling fee will be paid to the Guild)

If this quilt should be hung with other quilts such as the current challenge or a class, please name _____

Please check the appropriate statement: My quilt *will not* be judged. (Please skip to section B.)

My quilt *will be* judged. Circle one category number in section A. Please refer to Category Definitions page.

A

Judged quilts only

1. <i>Small Applique</i> -perimeter less than 168 inches	8. <i>Small Mixed Technique</i> -perimeter less than 168 inches
2. <i>Medium and Large Applique</i> -perimeter of 168 inches or greater	9. <i>Medium and Large Mixed Technique</i> -perimeter of 168 inches or greater
3. <i>Small Pieced</i> perimeter less than 168 inches	10. <i>Hand Quilted</i> - all techniques and sizes see definitions page
4. <i>Medium Pieced, Professional Quilting</i> -perimeter 168-279 inches	11. <i>Art</i> -all sizes
5. <i>Medium Pieced, Hand or Non-Professional-Quilting</i> -perimeter 168-279 inches	12. <i>Machine Embroidery</i> -all sizes
6. <i>Large Pieced, Professional Quilting</i> -perimeter of 280 inches or greater	13. <i>Apparel</i>
7. <i>Large Pieced, Hand or Non-Professional-Quilting</i> -perimeter of 280 inches or greater	14. <i>Group and Other</i> -see definitions page

B

Please attach COLOR photo, 3X5 to 4X6 only. **Trim photo to this size.**
Write your name, quilt name, width, and length on back of photo.
 Attach a SHORT hang tag statement describing your inspiration for this quilt.

I wish to enter the above item and agree to the rules as stated. I understand HSQG will take all reasonable precautions to protect my quilt but cannot be responsible for loss or damage during judging and the quilt show. Insuring the quilt is my responsibility. HSQG has my permission to photograph this quilt and use the photos to promote the guild including website display and the sale of quilt show CDs.

Signature: _____ Date: _____

Parent or Guardian: _____ Date: _____ (Students)

Turn in entry forms to Georgia Mastin at any guild meeting or mail to Georgia (address in roster).

All forms must arrive by the due date, January 12, 2022.

2022 HSQG Quilt Show Entry Rules and Definitions

RULES:

1. **Deadline for submission of entry forms January 12, 2022. No late entries accepted. Completed entry forms must include photo and hang tag statement and be received by January 12th. Be cautious of the deadline if mailing.**
2. You must have a current HSQG membership to enter.
3. The entry must have been made by the guild member in whole or part.
4. You may enter only one quilt *per judged category*. Judged quilt entries must not have been judged in any other HSQG show.
5. You may enter multiple quilts for *Display* (not judged). Entries will be accepted on a space-available basis. Be sure to mark the priority number for each quilt on your entry form. **EVEN IF YOU ONLY SUBMIT ONE ENTRY, PLEASE MARK IT AS PRIORITY #1.**
6. The Show and Design Chairs reserve the right to limit the number of quilts per person if necessary.
7. A color photo must be submitted with your entry form; 3 x 5 to 4 x 6 only, cut to this size. Write your name, quilt name, width and length on the back of the photo. The Design Committee will assign hanging space using your photo. A clear, true color photo is appreciated.
8. An entry will be rejected if it is not clean and free of smoke odors and pet hair.
9. All quilts must have a 4 inch hanging sleeve sewn to the back of the quilt. Small quilts can use a 2 inch sleeve.
10. Quilts must have a label with quilter's name and quilt name, sewn on. If the quilt is being judged, the quilter's name must be covered with muslin secured by basting or safety pins.
11. *Judged entries* must be brought to the **Ethel Berger Center, 2950 E. Tacoma** on Wednesday, March 2nd, from 9:00 - 11:00 am. The Judging Committee will be responsible for getting judged quilts to Buena High School on Friday.
12. *Display entries* must be brought to Buena High School on Friday, March 4th, from 5 -6 pm.
13. All entries must be picked up on Sunday March 6th, from 3:45 – 4:30 pm with the receipt you are given at check-in.
14. The Show Chairs may combine categories with less than 5 entries for judging purposes and reserve the right to re-categorize any entry to comply with the definitions.
15. All quilts purchased at the show will pay the Guild a 10% handling fee, as per the bylaws.
16. Entry forms must be turned in to Georgia Mastin at any meeting or mailed to her home. (see roster)
17. **Please don't submit an entry unless you are sure it will be ready for the show!**

CATEGORY DEFINITIONS:

Pieced: A quilt that is more than 50% pieced.

Appliqued: A quilt that is more than 50% appliqued.

Mixed Techniques: A quilt that contains more than one technique in **equal amounts**.

Group: A quilt whose top is made by two or more people.

Other: Techniques not listed such as yo-yo, cathedral window, whole cloth and tied.

Art: A quilt created as a work of art, reflecting innovative construction techniques, subject matter and/or materials.

Machine Embroidery: A quilt that is more than 50% machine embroidered, all sizes.

Apparel: Quilted clothing such as jackets and tops.

Hand Quilted: Quilts of all sizes and techniques that are completely hand quilted. You may also enter hand quilted items in other categories.

2022 AWARDS:

Awarded by the judge:

1st, 2nd, 3rd and Honorable Mention ribbons as earned for each category.

Exemplary Hand Quilting, Exemplary Professional Machine Quilting, Exemplary Non-Professional Machine Quilting, Best Use of Color, Best of Show, Judge's Choice.

Awarded based on the quilt show attendee votes: Viewer's Choice Ribbon.

Awarded by the Quilt Show Chair: HSQG Heart Award