



The Hummer

The Newsletter of the Hummingbird Stitches Quilt Guild

Website: www.hummingbirdquiltguild.com

Email: HSQG@hummingbirdquiltguild.com

P.O. Box 1326, Sierra Vista, AZ 85636-1326

April, 2022

Guild meetings are held at Rothery Education Center located at 3305 E. Fry Blvd., Sierra Vista unless otherwise noted.

April

The clubhouse will be open as follows.

**Regular Wednesday Hours:
8:30-11:30**

**Regular Thursday Hours :
8:30-2:00**

***** President's Message *****

Happy New Year (Persian New Year, that is). Spring is here and plants are coming alive. The Guild had a very successful Quilt Show, thanks to all those who planned and worked on all aspects of the show. We all had a great time at the show, but many months of planning and sweating the small details were required to make the show such a success. The planning process is starting up for next year's show, so consider participating and doing your fair share for the Guild. We need members to step up so they can learn how to run the Guild and the Quilt show; the same Guild members seem to do most of the work and this situation is not sustainable. We need new blood, and we will train you and help you to be ready to serve. Please contact me for any information, advice, or encouragement.

Our new fiscal year starts in April. We will elect new board members, approve the treasurer's report, and enjoy a new set of programs and workshops. Don't forget to bring in your finished projects for show and tell. Thanks to Janet W's tireless efforts, we have multiple barn blocks to complete for local businesses and a painting date will be set shortly for those interested. The 2023 Opportunity Quilt is being completed and plans for the 2024 quilt are being made. We would like to see as many members as possible participate in making the 2024 Quilt. Mass participation is the only way to keep our Guild viable and relevant. I hope to see you all at our April meeting and Workshop.

Again, I thank the volunteers who made the Quilt Show such a success!

Nas M

Special Notes:

See P. 6 for important news on the **changes in the days of our meetings and workshops** effective in May!


See the Members Only section of the website for: **HSQG Board of Directors 2021-2022**



Condolences

Our deepest condolences go to the family of Joy Bradley on her recent passing. She was an active, vibrant member of our Guild and our community.

Our sympathy goes out to David Reinhert in the passing of his wife Christine in January. She was a former Guild member.

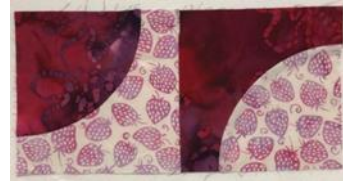


Blotto News

Blotto January-May 2022

The Blotto for January-May 2022 is Playing with Curves. This is a Drunkards Path block with a gentle curve. The fabrics for this Blotto will be furnished by the Guild!!! The pieces will be precut using one of the Guild's die cutters. You will be making two blocks with contrasting colors. This is a great opportunity to make a block sewing an easy curve. Kits are available at the guild. The drawing for this Blotto will be May 4th.

If you have any questions call: Debi 227-0381 or Nancy 508-9044



For those who enjoyed the treats at the Quilt Show, here is the recipe, courtesy of Janet W:

Quilt Show Energy Lift by Crockpot

Ingredients

- 1 - 16oz jar(s) unsalted peanuts
- 1 - 16oz jar(s) salted peanut
- 1 - 12oz bag(s) semi-sweet chocolate chips
- 1 - 12oz bag(s) milk chocolate chips
- 2 - 10oz bag(s) peanut butter chips
- 2 - 1lb pkg white almond bark or vanilla candy coating

Instructions

Layer all ingredients in a **large** crockpot (starting with the peanuts). Turn the pot on low, cover with lid and leave for two hours. Remove lid and stir to combine. Replace lid and cook for another 30 minutes. Stir again and then spoon mixture using a teaspoon onto wax paper, aluminum foil, or small muffin cups. Allow to harden for at least 1 hour.

Enjoy!

*****OPPORTUNITY QUILT*****

Congratulations to the winner of the 2022 Opportunity Quilt "Something Blue". Joyce C from Scottsdale was the lucky winner. Joyce purchased her tickets while attending a retreat at **Ritter Ranch**. A huge thank you to **Sheila** for selling Opportunity tickets on behalf of the guild.

We Need You

Remember the "Uncle Sam Needs You" posters? Well, maybe this is the "Aunt Sarah Needs You" poster.

We have had nearly two years of changes but the Guild has survived and is picking up the threads of all our regular activities, as well as some new ones. We need your help!

Election of Officers will be held at the regular April Business Meeting when we vote for: President, Vice-President, Secretary, Treasurer. As of this minute, I have a volunteer for **ONLY ONE** of these officers – Treasurer.

Our Committee Chairs are appointed, not elected. Many of the Committee Chairs have served multiple years in their positions. They are doing a great job but are getting tired. Please consider which committees you could make a contribution of time to.

It's not one-size-fits-all: there are jobs in all shapes and sizes. Some take a little time all year, some take time only for the quilt show. There is a complete list of committees and current chairs on the Guild website under the Members Only tab. Please take a few minutes to check it out and then talk to the current Chair or to Susan R about what the job is.

Donations


Donations and Quilt Sales Report for March 2022

March Quilt Donations

Boutique	3
Private individuals	2
Dialysis	6
Forgach	15
Heidi's House	5
Quilt for a Cause	3
Quilt of Valor	6
SV Symphony	1
SW Cancer	25
WIC	8

Totals 83

Janet W
Community Quilts



QUILT SHOW DVD

If you would like a Quilt Show DVD you can still purchase one. See Nancy B on Wednesday or Thursday to place your order. The cost is \$15 each.

Newspapers

If anyone has newspapers of any kind that you are currently tossing or recycling, could you please bring them to the guild for Debbie L. Thank you.

Hummingbird Pictures Wanted

You may have noticed that each month the home page of our website changes hummingbird pictures. We have been proud to show off pictures taken by our very own Hummingbird Quilt Guild members. With the start of the new year we are starting to repeat our pictures. And while they are wonderful, we would like to show off new pictures. So please send your hummingbird pictures to us at webmaster@hummingbirdquiltguild.com.

2023 Opportunity Quilt Workshops

We have the quilt blocks cut out and ready to start working on. There will be a workshop on Thursday December 16 from 9:00-2:00 at the clubhouse. Beginners to advanced are welcome to come work on the quilt. We will need sewers, pressers, and quality control. Bring your own machine. You can come for as long or as little as you want. There will also be two workshops in January: Thursday January 13th and January 20th, same time, same place.

HSQG Password Change in Mid May

The username and password to our Members Only page will be changing on 20 May 2022. The new information will be emailed to all members about a week prior to the change. So remember to renew your membership and stay tuned for more details. If you don't get the new information and are a current 2022/2023 member contact us at hsqg@hummingbirdquiltguild.com.

Reminder! Barn Quilt Blocks Coming Soon Near You.....

Attention, Hummers, Barn Blocks are going up in the West End of town. As the pavement and traffic interruptions improve, you'll be able to spot them at places like Monty's Motors, Kino Hall at St. Andrews Catholic Church, and the Sew Easy shop.

Coming soon are blocks at Bobke's for Lunch, and down the road are Landmark Café and others. See **P. 8** for pics and stats!

Guess where all this is leading? Even more requests for blocks. There will be Paint-a-thon days scheduled frequently in the coming months. Please consider coming and painting a block for the town.





Birthdays

Irene S	Apr 5
Doreen D	April 6
Patricia P	Apr 10
Linda S	Apr 11
Virginia (Ginny) S	April 12
Susan L	April 13
Maggie A	Apr 17
Katy W	Apr 19
Dana R	April 27
Florene P	Apr 30

HSQG Contacts

President

Nas M president@hummingbirdquiltguild.com

Future President

Vacant

Past President

Susan R pastpresident@hummingbirdquiltguild.com

Secretary

Debbie L hsqg@hummingbirdquiltguild.com

Treasurer

Wendy S treasurer@hummingbirdquiltguild.com

Newsletter Editor

Elizabeth P newsletter@hummingbirdquiltguild.com

Programs and Workshops Chairs (shared email)

Doris W doriskwells@gmail.com

Clara P

Membership

Ann W membership@hummingbirdquiltguild.com

Community Outreach

Janet W community@hummingbirdquiltguild.com

Quilt Show Chairs (shared email)

Melanie H

Virginia M

Marge C

quiltshow@hummingbirdquiltguild.com



Message on **Change of meeting and program days for the guild:**

Beginning May, 2022, Hummingbird Stitchers Quilt Guild meetings will be held on the **3rd Tuesday of each month at 9:00 a.m. and at 6:00 p.m.** Workshops will be scheduled for the **3rd Wednesday.**

Community Quilts



Barn Quilt block delivered to Petit's Auto Care.



BARN QUILT BLOCKS FROM THE PAINT-A-THON

Barn Block Request

Do you have a Barn Quilt Block on display at your house? This means a block that is visible from the street without intruding on your home.



If you have such a block, please send your name and address to Susan R so that we can keep a spreadsheet of where they are.



Thanks!



PPROGRAMS & WORKSHOPS

PROGRAMS

April 4th at 6:00 p.m. and 6th at 9:00 a.m.

Michelle Watts will be our speaker. Her program is: "Beauty of the Southwest".

May 17th at 9:00 a.m. and 6:00 p.m.

Deb Deaton is a fiber artist from Surprise, Arizona. She received her art degree from the Art Institute of Colorado in 1978. Since then, she has been creating art in many forms; oil, watercolor, pen and ink, charcoal, ink, mixed media, and fiber art. She will provide a trunk show of her work.

To learn more about Deb Deaton click on this link: <https://www.djsfiberarts.com/about>

WORKSHOPS



April 5th – Michelle Watts will teach her newest design – **Totems**. Students will work on a one-of-a-kind quilted wall sculpture. She will share lots of ideas and guide you through step by step in the creation of your personal Textile Totem.

A sample is on display in the Guild Hall. You can sign up for the class now. Please plan to pay for your class in March.


May 18th – Deb Deaton will lead a 3-dimension landscape class, using cheese cloth to add dimension to your landscape design. Watch for a sample of her work in the guild meeting room soon.

Sierra Vista Barn Quilt Trail

Business Name	Residence	Address	Block Name	Date
Knights of Columbus		156 W <u>Kavetan</u> Dr, SV	Arizona Star	11/21
Knights of Columbus		156 W <u>Kavetan</u> Dr, SV	Clay's Star	11/21
Knights of Columbus		156 W <u>Kavetan</u> Dr, SV	Mosaic	11/21
Knights of Columbus		156 W <u>Kavetan</u> Dr, SV	Fifty-four Forty or Fight	11/21
St Andrews the Apostle Church		800 Taylor Dr, SV	Friendship Star	11/21
St Andrews the Apostle Church		800 Taylor Dr, SV	Star of Bethlehem	11/21
Angry German Café		355 W Wilcox DR, SV	Ohio Star	11/21
Angry German Café		355 W Wilcox Dr, SV	Album	11/21
Monty's Motors		601 E Fry Blvd, SV	Disappearing 9-Patch	11/21
<u>Sew Easy</u>		100 W 2 nd St, Ste 100, SV	Sewing Spool	11/21
	Private	27 W <u>Kavetan</u> Dr, SV	Heavenly Star	11/21
	Private	1830 Mission Viejo Dr, SV	Pinwheel	11/21
Cool Dreams		409 W Fry Blvd, SV	Hummingbird	12/21
<u>Hoppin' Grapes</u>		409 W Fry Blvd, SV	Around the Square	12/21
Sierra Vista Herald		102 Fab Ave, SV	Hummingbird	
We Frame It		590 E Fry Blvd, SV	Pinwheel Maze	1/22
We Frame It		590 E Fry Blvd, SV	Interlocking Squares	1/22
<u>Petit's Auto Care</u>		500 Bartow, SV	On the Road Again	1/22
Move City Church		200 North Ave, SV	Carpenter's Square Cross	
<u>Hoppin' Grapes (Interior)</u>		409 W Fry Blvd, SV	Ohio Star	2/22
<u>Hoppin' Grapes (Interior)</u>		409 W Fry Blvd, SV	Ohio Star	2/22
Knights of Columbus		156 W <u>Kavetan</u> Dr, SV	Goose Tracks	
Knights of Columbus		156 W <u>Kavetan</u> Dr, SV	Garden of Eden	



Knights of Columbus Hall



Hoppin' Grapes



Sierra Vista Herald



Update on the Sierra Vista Barn Quilt Trail

Additional quilt blocks have been painted and distributed since the last Paint-a-Thon and the project is continuing! Remember to send your name and address to Susan R so that we can keep a spreadsheet of where they are. We do not list names on the spreadsheet, just an address with a notation that it is private. New blocks are up at We Frame It on Fry Blvd and Hoppin Grapes on Fry Blvd. Other blocks are listed below. A blank space for the date means that it hasn't been delivered yet. There is a picture of each quilt block on the master list. Drive through the West End and see the revitalization project almost completed! Barn blocks and murals! You could make a block to display! Watch for a notice of the next Paint-a-Thon after the Quilt Show!

Janet W
Community Quilts



Hummingbird Stitchers Quilt Guild Membership

April 1, 2022 to March 31, 2023

*Returning members: Please list your name and
Only the information that has changed.*

Last name _____ First name _____
 Mailing address _____ City _____ Zip Code _____
 Birthday (month/day only) _____
 Land line phone number _____ Cell phone number _____
 E-Mail address _____

Check all that apply:

- New Membership
- Renewal
- Adult Membership \$35
- Junior Membership \$17.50
- I am joining primarily to enter
a quilt in the Guild quilt show.

I understand that the primary goal of the Hummingbird Stitchers Quilt Guild is to promote interest in and appreciation of quilting and fiber arts and to contribute quilts to the community. To achieve this goal, the Guild has quilt shows, various yearly projects, and monthly programs. By being a member of this Guild I will uphold this goal and pledge my cooperation by working on the Guild's projects, shows and programs. I will share my time and talents as generously as I can for the betterment of the Guild.

I give consent for photos of myself and my property to be used in print media, on the Guild website, and on quilt show CDs for promoting Hummingbird Stitchers Quilt Guild and its activities.

Signed: _____

Please make check payable to HSQG and mail to:

Hummingbird Stitchers Quilt Guild
 P.O. Box 1326
 Sierra Vista, AZ 85636-1326

Or deliver to the Membership Chair or Treasurer at a HSQG Meeting
 (www.hummingbirdquiltguild.com)

For Guild Use only	
Membership Number	
Check Number/Cash	
Amount Received	
Date Recorded	

In case of an Emergency, Please Contact (this information is voluntary)

Name: _____

Phone number(s) _____