



The Hummer

The Newsletter of the Hummingbird Stitches Quilt Guild

Website: www.hummingbirdquiltguild.com

Email: HSQG@hummingbirdquiltguild.com

P.O. Box 1326, Sierra Vista, AZ 85636-1326

May, 2022

Guild meetings are held at Rothery Education Center located at 3305 E. Fry Blvd., Sierra Vista unless otherwise noted.

May

The clubhouse will be open as follows.

**Regular Wednesday Hours:
8:30-11:30**

**Regular Thursday Hours :
8:30-2:00**

Special Notes:

See P. 5 for important news on the **changes in the days of our meetings and workshops** effective in May!

See the Members Only section of the website for: **HSQG Board of Directors 2021-2022**



We are looking for quilters that are interested in showing off your quilt studio! If you would like to be a part of a sewing room show on Saturday, 23 July 2022, please contact Clara P.

520-266-0575
cpimple@cox.net

***** President's Message *****


I hope everyone is enjoying our great spring weather. My irises are blooming along with all the other flowering plants. I am also inspired to do more with my quilting. I am finishing projects and documenting them for next year's shows. The Challenge for this year is intriguing and I am starting on it now as well. I remind everyone that the monthly meeting has changed to the third week of the month. Thanks to our program directors, the Guild has some great speakers and workshops coming up.

We are posting the results of the Board elections. No one volunteered to be Vice-President, and while I really do not mind serving a second term as President, I need someone to step up. The Vice-President will learn all the ropes to be prepared to serve as President next year, (unless someone challenges them). I will then be the Past-President and will be available to help and advise the new head of the Guild. Please contact me if you can fill this position.

As we start to gather in larger numbers, please be considerate of others. A few members are very sensitive to scents in perfumes and essential oil type lotions, so the Guild is a fragrance-free zone.

I look forward to seeing you all next month at the Guild and meeting!

Nas M



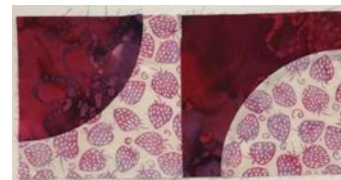
Blotto News

Blotto January-May 2022 *(Please note that the date for the drawing has changed!)*

The Blotto for January-May 2022 is Playing with Curves. This is a Drunkards Path block with a gentle curve. The fabrics for this Blotto will be furnished by the Guild!!! The pieces will be precut using one of the Guild's die cutters. You will be making two blocks with contrasting colors. This is a great opportunity to make a block sewing an easy curve. Kits are available at the guild. The drawing for this Blotto will be at the morning meeting on May 17th.

The Blotto for June-September will be introduced and available at the May meetings!!!

If you have any questions call: Debi 227-0381 or Nancy 508-9044



For those who enjoyed the treats at the Quilt Show, here is the recipe, courtesy of Janet W:

Quilt Show Energy Lift by Crockpot

Ingredients

- 1 - 16oz jar(s) unsalted peanuts
- 1 - 16oz jar(s) salted peanut
- 1 - 12oz bag(s) semi-sweet chocolate chips
- 1 - 12oz bag(s) milk chocolate chips
- 2 - 10oz bag(s) peanut butter chips
- 2 - 1lb pkg white almond bark or vanilla candy coating

Instructions

Layer all ingredients in a **large** crockpot (starting with the peanuts). Turn the pot on low, cover with lid and leave for two hours. Remove lid and stir to combine. Replace lid and cook for another 30 minutes. Stir again and then spoon mixture using a teaspoon onto wax paper, aluminum foil, or small muffin cups. Allow to harden for at least 1 hour.

Enjoy!

I am looking for the Book Sew Grand Dresden by Nancy Zieman. Would like to buy or borrow.

Also looking for a piece of Robert Kaufman Fabric by Sherrill Kahn called The Fire Within II.

Please let me know if you have either and how much you want for them. My number is 520-266-0575.

Thanks Clara P

QUILT SHOW NEWS

I hope you all enjoyed *Quilts of the Huachucas 2022*. Special thanks to every member of the guild that served on a Quilt Show Committee and the quilters that submitted quilts. The quilt show is a huge effort and you really turned out this year with not only husbands, but sons, daughters and grandsons at our set-up and tear down, many hands do make lighter work. My goal was higher attendance numbers and happy vendors; we did that well this year. Our Boutique sales were also way up, with that money supporting our Guild and it's charitable efforts all year long. It was a beautiful event, so ***Congratulations Quilters!*** You should all be proud! I'm excited about next year, I hope you are too.

We Need You


Remember the "Uncle Sam Needs You" posters? Well, maybe this is the "Aunt Sarah Needs You" poster.

We have had nearly two years of changes but the Guild has survived and is picking up the threads of all our regular activities, as well as some new ones. We need your help!

Election of Officers was held at the regular April Business Meeting when we voted for: President, Vice-President, Secretary, Treasurer.

Our Committee Chairs are appointed, not elected. Many of the Committee Chairs have served multiple years in their positions. They are doing a great job but are getting tired. Please consider which committees you could make a contribution of time to.

It's not one-size-fits-all: there are jobs in all shapes and sizes. Some take a little time all year, some take time only for the quilt show. There is a complete list of committees and current chairs on the Guild website under the Members Only tab. Please take a few minutes to check it out and then talk to the current Chair or to Susan R about what the job is.



Newspapers

If anyone has newspapers of any kind that you are currently tossing or recycling, could you please bring them to the guild for Debbie L. Thank you.


Hummingbird Pictures Wanted

You may have noticed that each month the home page of our website changes hummingbird pictures. We have been proud to show off pictures taken by our very own Hummingbird Quilt Guild members. With the start of the new year we are starting to repeat our pictures. And while they are wonderful, we would like to show off new pictures. So please send your hummingbird pictures to us at:

webmaster@hummingbirdquiltguild.com.

HSQG Password Change in Mid May

The username and password to our Members Only page will be changing on 20 May 2022. The new information will be emailed to all members about a week prior to the change. So remember to renew your membership and stay tuned for more details. If you don't get the new information and are a current 2022/2023 member contact us at hsqg@hummingbirdquiltguild.com.



Reminder! Barn Quilt Blocks Coming Soon Near You.....

Attention, Hummers, Barn Blocks are going up in the West End of town. As the pavement and traffic interruptions improve, you'll be able to spot them at places like Monty's Motors, Kino Hall at St. Andrews Catholic Church, and the Sew Easy shop.

Coming soon are blocks at Bobke's for Lunch, and down the road are Landmark Café and others. See **P. 8** for pics and stats!

Guess where all this is leading? Even more requests for blocks. There will be Paint-a-thon days scheduled frequently in the coming months. Please consider coming and painting a block for the town.





Stacey U	May 16
JoAnn V	May 17
Linda Sue H	May 24
Marilyn C	May 25



HSQG Contacts

President

Nas M president@hummingbirdquiltguild.com

Future President

Vacant

Past President

Susan R pastpresident@hummingbirdquiltguild.com

Secretary

Debbie L hsqg@hummingbirdquiltguild.com

Treasurer

Wendy S wendyseals@msn.com

Newsletter Editor

Elizabeth P newsletter@hummingbirdquiltguild.com

Programs and Workshops Chairs (shared email)

Patricia H phop1@cox.net

Clara P cpimple@cox.net

Membership

Mary R mwritenour@gmail.com

Community Outreach

Janet W janetwilcox@hotmail.com

Gail S gstaples75@gmail.com

Quilt Show Chairs (shared email)

Melanie H mccalebmelanie@gmail.com

Virginia M mccabex4@msn.com

Georgia M gannmastin@yahoo.com

Hummingbird Stitchers Quilt Guild 2022 Challenge—Humming Along

Guidelines:

1. All quilts will measure 12 inches wide by 18 inches long. The quilt can have an irregular shape (i.e. wavy or jagged edges).
2. Use the quilting techniques of your choice (applique, piecing, embellishing, etc.)
3. All quilts will consist of a quilt top, batting, backing, "finished edge," label, and sleeve.
4. Theme is to portray our Hummingbird Stitchers Quilt Guild.

Please sign up for the Challenge by emailing JoAnn at SVquilt1983@gmail.com by July 1.

IMPORTANT: For all entries please email JoAnn at SVquilt1983@gmail.com by October 15 with your name, name of the quilt and size of the quilt.

The details of the quilt show and voting will be released in October.

Did you know there is quilt block named "hummingbird"?
Inspiration and patterns can be found on the internet.

Message on **Change of meeting and program days for the guild:**

Beginning May, 2022, Hummingbird Stitchers Quilt Guild meetings will be held on the **3rd Tuesday of each month at 9:00 a.m. and at 6:00 p.m.** Workshops will be scheduled for the **3rd Wednesday.**

Quilt Show Positions

Hello Quilters!

There are a couple of positions available for members that would like to join the Quilt Show team. These would be great for someone who is interested in getting involved with the Quilt Show. You'll have lots of help to show you every step of the way. Please contact me, my Co-Chairs Virginia M. or Georgia M. by phone, email or at the Guild if you have any questions, we're happy to talk to you about anything Quilt Show! We have lots of fun, we'd love to have you join us!

Security Coordinator

The Coordinator will hire the Sheriff's Assist Team to protect our quilts on Friday and Saturday nights during the quilt show. This position includes getting a signed contract with the Sheriff's, meeting with them at the show to talk about the layout and securing payment to give them on Sunday morning when their shift ends.


Photography/ CD Coordinator

The Coordinator will hire a photographer to take photos of each quilt in our show and then create CD's to be sold to members. This position includes making a contract with the photographer and assisting with the photography to make sure all are photographed. The Coordinator will also collect money from our members who want CDs and distribute the CD's to those members on Sunday at the show.

I look forward to hearing from YOU!

Melanie H
2023 Quilt Show Chair

Community Quilts



BARN QUILT BLOCKS FROM THE PAINT-A-THON

Barn Block Request

Do you have a Barn Quilt Block on display at your house? This means a block that is visible from the street without intruding on your home.

If you have such a block, please send your name and address to Susan R so that we can keep a spreadsheet of where they are.

Thanks!

PROGRAMS & WORKSHOPS

PROGRAMS

Tues, 17 May 2022 Morning & Evening – Deb Deaton, from Surprise, AZ, is well known for her landscape designs. She will give a lecture/talk about landscape and embellishment designs for our quilts. To see her work: <https://www.disfiberarts.com/about>.

Tues, 21 Jun 2022 Morning & Evening – Helen Frost will speak on the topic of “The Joy of Multi-Fabric Quilts”. Scrap quilts were born of necessity, but today’s quilter can choose to use lots of different fabrics for a more eye-catching quilt. You’ll see contrasting examples of the same quilt design – one made with a few fabrics, and one made with dozens. Enjoy some stunning antique quilts and brand-new ones, too. Learn approaches for mixing and matching lots of fabrics for a one-of-a-kind, scrap-happy quilt!

Tues, 16 Aug 2022 Morning & Evening – Swan Sheridan will give our program this month. Information will be in the next newsletter.

Tues, 18 Oct 2022 Morning & Evening – Keith Dommer will be presenting his trunk show: “Keith Dommer Beginning To Middle”. Keith provided us with a hand out with small pictures of each quilt he will be showing so that you can record notes etc. to keep for yourself. We will make copies and have them available at the meeting.

Tues, 17 Jan 2022 Morning & Evening – Suzie Weaver will give our program this month on: “How to prepare your quilt for a Quilt Show”. Everything you need to know to get your quilt ready.

WORKSHOPS

Wed, 18 May 2022 – Deb Deaton is working on designing a class just for us! She will teach us 3-dimensional embellishing with cheese cloth to enhance and add dimension to your project with bushes, cactus, etc. More information will follow and a sample will be at the Guild soon.

WHERE: AT THE GUILD

COST: \$40.00

SIGN UP SHEET IS AT THE GUILD

ADDITIONAL INFO: Bring your own lunch and we will also order from Caffe O-Le





UPCOMING WORKSHOPS

Wed, 22 Jun – Helen Frost will be our workshop presenter. Be a party girl! Let’s celebrate by stitching up some cute and clever pincushions. The machine sewing has been done for you; all you do is some hand sewing, gathering, stuffing, gluing, and embellishing. You’ll make a sunflower, a potted cactus, a “spool” of thread, a polka dot mushroom, and a little gnome! The kit fee is \$10. But the class is free!

Wed, 17 Aug 2022 – Swan Sheridan IS BACK WITH HER Applique Lollipop class! Come join us to make your own lollipop design! Can’t wait to see the different approaches and colors we produce. <https://swanamity.com/about>



Wed, 19 Oct 2022 – Keith Dommer is from Tucson, AZ and will do a workshop on turned-edge machine quilting. The gentle curves of this modern applique block are fast, easy, and fun to create and stitch by machine. Best of all: your friends will think you’ve done your applique by hand. Let Keith show you the simple steps of preparing cured shapes for turned-edge applique and stitching them down invisibly by machine. After this class, you won’t want to make just three blocks – you’ll want to make a larger quilt and become an expert at both inside and outside curves. You can do this! <https://www.keithdommer.com>. He is also on facebook.



Sierra Vista Barn Quilt Trail




Knights of Columbus Hall

Business Name
 Knights of Columbus
 Knights of Columbus
 Knights of Columbus
 Knights of Columbus
 St Andrews the Apostle Church
 St Andrews the Apostle Church
 Angry German Café
 Angry German Café
 Monty's Motors
Sew Easy

 Cool Dreams
Hoppin' Grapes
 Sierra Vista Herald
 We Frame It
 We Frame It
Petit's Auto Care
 Move City Church
Hoppin' Grapes (Interior)
Hoppin' Grapes (Interior)
 Knights of Columbus
 Knights of Columbus

Residence	Address	Block Name	Date
	156 W <u>Kayetán</u> Dr, SV	Arizona Star	11/21
	156 W <u>Kayetán</u> Dr, SV	Clay's Star	11/21
	156 W <u>Kayetán</u> Dr, SV	Mosaic	11/21
	156 W <u>Kayetán</u> Dr, SV	Fifty-four Forty or Fight	11/21
	800 Taylor Dr, SV	Friendship Star	11/21
	800 Taylor Dr, SV	Star of Bethlehem	11/21
	355 W Wilcox DR, SV	Ohio Star	11/21
	355 W Wilcox Dr, SV	Album	11/21
	601 E Fry Blvd, SV	Disappearing 9-Patch	11/21
	100 W 2 nd St, Ste 100, SV	Sewing Spool	11/21
Private	27 W <u>Kayetán</u> Dr, SV	Heavenly Star	11/21
Private	1830 Mission Viejo Dr, SV	Pinwheel	11/21
	409 W Fry Blvd, SV	Hummingbird	12/21
	409 W Fry Blvd, SV	Around the Square	12/21
	102 Fab Ave, SV	Hummingbird	
	590 E Fry Blvd, SV	Pinwheel Maze	1/22
	590 E Fry Blvd, SV	Interlocking Squares	1/22
	500 Bartow, SV	On the Road Again	1/22
	200 North Ave, SV	Carpenter's Square Cross	
	409 W Fry Blvd, SV	Ohio Star	2/22
	409 W Fry Blvd, SV	Ohio Star	2/22
	156 W <u>Kayetán</u> Dr, SV	Goose Tracks	
	156 W <u>Kayetán</u> Dr, SV	Garden of Eden	



Hoppin' Grapes



Sierra Vista Herald



Update on the Sierra Vista Barn Quilt Trail

Additional quilt blocks have been painted and distributed since the last Paint-a-Thon and the project is continuing! Remember to send your name and address to Susan R so that we can keep a spreadsheet of where they are. We do not list names on the spreadsheet, just an address with a notation that it is private. New blocks are up at We Frame It on Fry Blvd and Hoppin Grapes on Fry Blvd. Other blocks are listed below. A blank space for the date means that it hasn't been delivered yet. There is a picture of each quilt block on the master list. Drive through the West End and see the revitalization project almost completed! Barn blocks and murals! You could make a block to display! Watch for a notice of the next Paint-a-Thon after the Quilt Show!

Janet W
 Community Quilts



Quilt Show 2022

Revenue

Admissions	\$4,507.00
Boutique	6,106.00
CD's	510.00
Comm. Vendors	3,880.00
Member Vendors	150.00
Raffle Quilt	4,316.00
Total	\$19,469.00

Expenses

Advertising	\$438.00
Appraisal	65.00
Boutique Expense	33.00
Catering	280.00
CD's	450.00
Comm. Vendors	22.00
Education	0.00
Judging	919.00
Memorial	92.00
Miscellaneous	39.00
Printing	434.00
Raffle quilt	0.00
Ribbons	0.00
Security	800.00
Set up/Tear down	400.00
Tables	453.00
Venue	3,247.00
Total	\$7,672.00

Net Income from Show \$11,797.00



Please step up and volunteer to be the **Vice-President** or our **Ways and Means Chairperson**. Please contact any board member for more information.

Ask not what the Guild can do for you but consider what you can do for your guild!

Nas M



GUILD FINANCIAL INFORMATION*

HSQG Financial Statement
April 1, 2021 through March 31, 2022

Budget for Period April 1, 2022 through March 31,
2023

Income		Income	
Interest	\$22.00	Interest	\$20.00
Donation	4,055.00	Donation	1,000.00
Membership	5,708.00	Membership	4,200.00
Quilt Show 2022	9,047.00	Nametag Fines	10.00
Raffle Quilt 2022	4,316.00	Newsletter Ads	0.00
T-shirts	57.00	Quilt Show 2023	8,500.00
Boutique	\$14,466.00	Raffle Quilt 2023	4,000.00
		T-shirts	0.00
		Boutique	7,530.00
		<i>Savings if needed</i>	
Total	\$37,671.00	Total	<u>\$25,260.00</u>
Expenses		Expenses	
Administrative	\$338.00	Administrative	\$350.00
Blotto	45.00	Blotto	50.00
Boutique Expense	777.00	Boutique Expense	800.00
Capital Expense	446.00	Capital Expense	350.00
		Challenge	50.00
Community Outreach	2,123.00	Community Outreach	2,700.00
Education/Library	22.00	Education/Library	50.00
Guild Publicity	277.00	Guild Publicity	300.00
Insurance	873.00	Insurance	900.00
		Meeting Space	4,450.00
Meeting Space	3,215.00	Membership	0.00
Newsletter/Web	154.00	Newsletter/Web	200.00
Programs	809.00	Programs	6,500.00
		Quilt Documentation	0.00
Quilt Show Expense	7,672.00	Quilt Show Expense	7,600.00
Storage	<u>960.00</u>	Storage	<u>960.00</u>
Total	\$17,711.00	Total	<u>\$25,260.00</u>

* Any discrepancies are due to the crossing of invoices with prior fiscal year transactions.



Hummingbird Stitchers Quilt Guild Membership

April 1, 2022 to March 31, 2023

*Returning members: Please list your name and
Only the information that has changed.*

Last name _____ First name _____

Mailing address _____ City _____ Zip Code _____

Birthday (month/day only) _____

Land line phone number _____ Cell phone number _____

E-Mail address _____

Check all that apply:

- New Membership
- Renewal
- Adult Membership \$35
- Junior Membership \$17.50
- I am joining primarily to enter
a quilt in the Guild quilt show.

I understand that the primary goal of the Hummingbird Stitchers Quilt Guild is to promote interest in and appreciation of quilting and fiber arts and to contribute quilts to the community. To achieve this goal, the Guild has quilt shows, various yearly projects, and monthly programs. By being a member of this Guild I will uphold this goal and pledge my cooperation by working on the Guild's projects, shows and programs. I will share my time and talents as generously as I can for the betterment of the Guild.

I give consent for photos of myself and my property to be used in print media, on the Guild website, and on quilt show CDs for promoting Hummingbird Stitchers Quilt Guild and its activities.

Signed: _____

Please make check payable to HSQG and mail to:

Hummingbird Stitchers Quilt Guild
P.O. Box 1326
Sierra Vista, AZ 85636-1326

Or deliver to the Membership Chair or Treasurer at a HSQG Meeting
(www.hummingbirdquiltguild.com)

For Guild Use only	
Membership Number	
Check Number/Cash	
Amount Received	
Date Recorded	

In case of an Emergency, Please Contact (this information is voluntary)

Name: _____

Phone number(s) _____



Hummingbird Stitchers Quilt Guild Community Quilts

**2021 - 2022 Donations
April 1, 2021 - March 31, 2022**

Chair Report

This past year has been another period of stress because of the continuation of the Covid-19 virus restrictions. Many members felt that they were unable to meet as a group; presentations and workshops were cancelled. Normal activities were severely restricted. So we as quilters continued to do what we do best - made quilts. Keeping in touch at a distance, keeping the Guild rooms open for drop off/pick up, posting on Facebook, our members rose to the challenge to make a number of quilts this past year. Together, our members made 478 quilts and donated 439, as of this date, in and around Cochise County. Thank you to all the members who gave their time and expertise, promoting interest and appreciation in fiber visual arts.

Quilts donated

Boutique	18
Buena Project Graduation	2
Cochise Oncology Center	20
Cochise County Foster Care	70
SV Dialysis Center	27
DAV Sierra Vista	21
Forgach House	54
Heidi's House	5
Jennifer House	2
Kiwanis Fundraiser	1
Lori's Place	24
Peaches Pantry	2
Private individuals	21
Quilt for a Cause	3
Quilts of Valor	16
Sierra Vista Symphony	2
SW Cancer Ctr	82
U of A South Fundraiser	1
Vietnam Vets of America	3
WIC Program	<u>65</u>
Totals	439

Salvation Army and St Vincent de Paul received fabric and supplies
 Peach's Pantry – SVPS received donations from Guild members
 Donation of fabric-scrap animal beds made by a member to Animal Shelter

Janet Wilcox, Chair