



# The Hummer

The Newsletter of the Hummingbird Stitches Quilt Guild

Website: [www.hummingbirdquiltguild.com](http://www.hummingbirdquiltguild.com)

Email: [HSQG@hummingbirdquiltguild.com](mailto:HSQG@hummingbirdquiltguild.com)

P.O. Box 1326, Sierra Vista, AZ 85636-1326

November, 2022

*Guild meetings are held at Rothery Education Center located at 3305 E. Fry Blvd., Sierra Vista unless otherwise noted.*

## November

The clubhouse will be open as follows.

**Regular Wednesday Hours:  
8:30-11:30**

**Regular Thursday Hours :  
8:30-2:00**

## Special Notes:

See P. 7 for important news on the **changes in the days of our meetings and workshops** effective in May!

See the Members Only section of the website for: **HSQG Board of Directors 2021-2022**



## \*\*\*\*\* President's Message \*\*\*\*\*

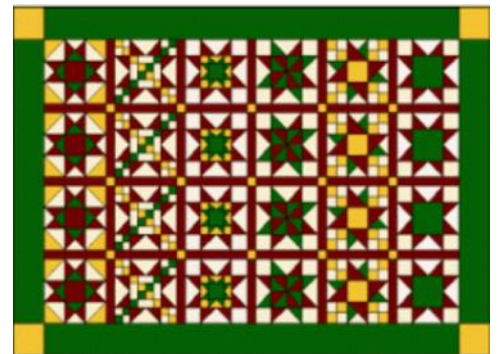
Fall is officially here, and I am enjoying the cooler days and cold nights. I am feeling virtuous, having finished my Challenge Quilt early and I am getting my Quilt Show items labeled and whip stitching the sleeves. I plan to be prepared and stress free for Mar. The fact that both my sewing machines are in the shop helps me to commit to the handwork. Now if I could just get my printer to work, I would get my pictures and applications finished.

Our last meeting and the workshop with Keith Dommer were fantastic. I learned how to machine applique and look forward to applying that knowledge to other projects. Next month's meeting will be for the Challenge Quilt voting. Come check out the creative works of your fellow Guild members and vote for your favorite. The Tucson Quilt Expo, aka the Rusty Barn, will be starting on Thursday, 10 Nov and ending on Sat, 12 Nov. The Guild will be selling tickets for the Opportunity Quilt, and we will need volunteers to man the table for the three days. Sign-up sheets are at the Guild for both the Rusty Barn and the Boutique's X-mas sale at Ethel Berger in Dec. The Holiday party will also be in Dec; please check the dates and more info for all these events in the Newsletter. Look forward to seeing you all!

Nas M

Our Janet in Inverness!

The shop is highly recommended for anyone in the neighborhood!

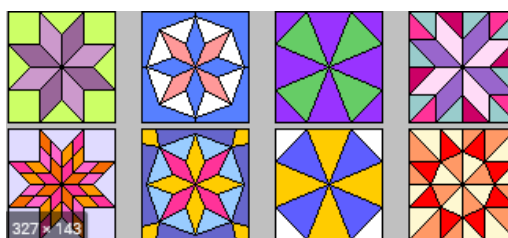


### Blotto News

November – January 2023 Blotto



The Blotto block for October –January 2023 is the Spool Block. All the fabrics for this block will be furnished by the Guild. The picture above is a sample of one color combination. The kits for this Blotto are made from various color combinations. The lucky winner/s of this Blotto will have fun putting their colorful spools together. Kits are available at the Guild. The instructions and a color photo are on the guild website and a sample is on a design wall at the guild. If you have questions contact Debi G or Nancy B. The drawing for this Blotto will be held on January 17<sup>th</sup> at the morning meeting.



### BARN QUILT BLOCKS FROM THE PAINT-A-THON

#### Barn Block Request

Do you have a Barn Quilt Block on display at your house? This means a block that is visible from the street without intruding on your home.

If you have such a block, please send your name and address to Susan R so that we can keep a spreadsheet of where they are.

Thanks!

### Donations for October, 2022

Boutique	1
Cars in the Park Fundraiser	1
Cochise County Foster Care	12
Dialysis	8
Fresenius	6
Lori's Place	12
Peaches Pantry Fundraiser	1
Quilt of Valor	2
SW Cancer	10
WIC	20

**Total 73**

Once again, thanks to all for their energy and enthusiasm!

Janet W  
Community Quilts

### Membership Alert!

The photo taking session at the August meeting was a great success! 49 members got their pictures taken for the HSQG Membership Photo Directory, which means that 75% of the members have a photo in the directory. This is a huge help to new members (like me) who are working to put names and faces together. Look for the Photo Directory on the HSQG website shortly!

We'll be scheduling another photo session in the fall so those of you who do not have a photo in the directory (or those who want to update their photo) will have another opportunity for John H to snap a portrait. As a bonus, John is sending members a copy of the photo he took, for personal use!

Thanks to John and Melanie for helping with this effort!

Mary R



## Birthdays

<b>Judy D</b>	<b>Nov 4</b>
<b>Jane W</b>	<b>Nov 6</b>
<b>Sandra D</b>	<b>Nov 7</b>
<b>Carole B</b>	<b>Nov 12</b>
<b>Betty F</b>	<b>Nov 12</b>
<b>Becky L</b>	<b>Nov 12</b>
<b>Nancy B</b>	<b>Nov 13</b>
<b>Nena R</b>	<b>Nov 14</b>
<b>Cindy R</b>	<b>Nov 19</b>
<b>Dolores M</b>	<b>Nov 20</b>
<b>Fran H</b>	<b>Nov 22</b>
<b>Marrietta O</b>	<b>Nov 24</b>

## HSQG Contacts

### President

Nas M      president@hummingbirdquiltguild.com

### Future President

*Vacant*

### Past President

Susan R      pastpresident@hummingbirdquiltguild.com

### Secretary

Debbie L      hsqg@hummingbirdquiltguild.com

### Treasurer

Wendy S      wendyseals@msn.com

### Newsletter Editor

Elizabeth P      newsletter@hummingbirdquiltguild.com

### Programs and Workshops Chairs (shared email)

Patricia H      phop1@cox.net

Clara P      cpimple@cox.net

### Membership

Mary R      mwritenour@gmail.com

### Community Outreach

Janet W      janetwilcox@hotmail.com

Gail S      gstaples75@gmail.com

### Quilt Show Chairs (shared email)

Melanie H      mccalebmelanie@gmail.com

Virginia M      mccabex4@msn.com

Georgia M      gannmastin@yahoo.com

Time to start thinking about the **2022 holidays and the parties!** It has been decided to only have a morning get-together this year, as the evening ones are not well attended. The holiday party will be held on Tuesday, Dec 6 (Wednesday, Dec 7) at the club house. It will start at 10am. This year a full potluck will be back in swing, so bring a hot dish, dessert, or side dish to share. Please DO NOT bring soup or chili as these are hard to serve. The guild will provide bottled water, coffee, tea and paper goods. Please bring your own serving spoon/knife. There are a few places to plug in appliances. Don't forget your nametag!

There will be a fabric exchange game. If you want to participate, bring a **new** 1/2 yard piece of nice cotton **quilting** fabric. Please bring only the fabric, it in a simple paper bag. (We have a few paper bags at the guild if you need one.)

There will be door prizes! To get an extra door prize ticket, please bring an item from the following list for donation to "Peaches Pantry". **\*\*\*Needed Items\*\*\*** Individual/instant servings of: macaroni and cheese cups, cereal packages, oatmeal, chips, crackers, Ramen Noodles, raisins, hot chocolate mix. Small cans of vegetables, soup, stew, tuna, spam, chili, Spaghetti O's or similar canned pastas. Fruit, Jell-O & pudding cups. Nutrition bars. Juice packets.

For more information, contact: Debi (520) 227-0381, Wendy (520) 803-1420 or Bert (520) 730-7412; leave a message, we will call you back.

### Barn Quilt Block Trail

After a slow summer the Guild is in business again with painting barn quilt blocks - for the schools. The SVUSD superintendent has approved including the schools in the Sierra Vista Barn Quilt Block Trail, beginning with Carmichael school since it is within the West End Revitalization Project area. The Trail has also been discussed at city-wide meetings and, according to Valerie Weller, SVUSD Public Info Officer, met with interest. Each block will be 4x4 plywood and mounted on a school wall, able to be seen from the street. Valerie selected the Ohio Star block and thought that it would look good in each school's colors (2, max of 3).

There are 6 schools:


Carmichael, Principal Elizabeth Jimenez  
 Bella Vista, Principal Dr Mary Slaydon  
 Village Meadows, Principal Michelle Wambach  
 Pueblo del Sol, Principal Stephanie Quiroz  
 Town & Country, Principal Brenda Bland  
 Huachuca Mountain, Principal Rose Martinez

Watch for further information. There will be a Paint-a-Thon soon!

### Henry Hauser Museum Boutique Display

Elizabeth Wrozek, Museum Director, agreed to place Guild boutique small items on consignment at the gift shop. A trial sample was delivered in June and almost everything has sold! Debbie L is selecting more items and they will soon be delivered. The shop will keep a small percentage of the proceeds and cut a check to the Guild on a quarterly basis. The gift shop encourages local artists and should increase Guild visibility. The volunteers also have a supply of bookmarks for visitors.

### Community Quilts



It appears we have a very unique Guild both with the quilters involved & the location! I have had packages of quilt tops sent to us from 3 members, who miss us dearly, this month alone. Sometimes they use their stash & sometimes they ask me to send them some kits to make up.

Thank you to Linda E, JoAnn V, & Ann H!

Gail S



### **Good News, Hummers!**

We have a volunteer to take over as Quilt Mom starting immediately. Desiree' C is taken over this job immediately.

We do **still** have an opening as a volunteer to keep track of raffle tickets for the opportunity quilt. This is not difficult but does require you to make sure there is a supply of raffle tickets available for each event where we sell them. They get checked against the log and money passed to our Treasurer, Wendy S. Please see Virginia M, Georgia M, or any Board member if you could take this over.

And a small reminder, our rent pays for the use of the building, utilities, and our storage. Cleaning is NOT included. The Thursday sewing Hummers do all the setup and take down for our meetings, as well as vacuuming and taking home the trash. Any help is deeply appreciated.

### **QUILT SHOW NEWS! Now it's getting exciting!!**

The Quilt Show is just 4 months away! I hope you are all remembering the quilts you've made this year and selecting which ones you'd like to hang in the show. I especially want to encourage our new members to enter and any of you who haven't entered the show before. Even if your quilt isn't judged it's so cool to show your friends and family your beautiful quilt hanging in the show. Everyone please consider having a quilt judged, the judges are so kind with lots of nice things to say and useful tips.

Plan now, the entry forms are due on Thursday, January 19<sup>th</sup>. Entry forms are at the Guild or on our website. A 4x6" photo of your quilt is required to help with design and layout of the show. The quilt does not have to be done, we just need a photo that represents your quilts style and color. Again, this year the show committee will be at the Guild on Wednesdays and Thursdays with a camera and printer to take photos if you need us.

There are colorful folders in the front room with lots of opportunities for you to volunteer over multiple days. Please sign up early, so our Team Leaders can talk to you about doing a certain job at the show. I hope you will try doing different things this year, most are just 2-hour commitments, so you could do multiple things in a day. I hope everyone turns out on Friday night for set up, last year we had almost 50 people. It's an epic task to hang a show in 4 hours, but we do it and it's tons of fun. Set up is from 4pm to 9pm, we'll set up the poles, sit down for a little dinner and then hang the quilts. So please join us, there are jobs for everyone regardless of your fitness level – and please bring husbands, sons, grandsons and neighbors who are strong and can stand on a ladder.

Your Show Chairs are Georgia M., Virginia M. and Melanie H. WE love talking about everything quilt show so if you have questions or ideas, please feel free to contact us.

#### **2022 QUILT SHOW DATES:**

**Jan 19<sup>th</sup>: Entry Forms Due (or give to Georgia M any time before)**

**March 1<sup>st</sup>: Intake all Quilts at Ethel Berger Center 9-11am**

**March 2<sup>nd</sup>: Judging at Ethel Berger Center**

**March 3<sup>rd</sup>: Set Up at Buena High School 4pm – 9pm**

**March 4<sup>th</sup>: Show OPEN 9am- 5pm**

**March 5<sup>th</sup>: Show OPEN 10-3pm, Pick Up Quilts 4pm**

### ...And Regarding the Barn Quilt Effort

As you may know the Guild is working with the City in initiating a barn block quilt trail. We are supporting this and several barn quilt blocks are already displayed along Fry Blvd in the West End. The City gave the Guild seed money to buy paints and supplies but barn blocks are not restricted to the area.

We have been approved to provide each elementary school a block in their school colors and Carmichael Elementary is the first one. In conjunction with that the principal is hoping for a tie-in classroom unit "hook" with students in art/social studies/math:

Discussion of colors and design **(Art)**

Make their own quilt block using an 8" template on paper **(Art)**

History of quilts **(Social Studies)**

How to measure angles, components and patterns **(Math)**

It's really a wide-open area. I will be meeting with the Carmichael art para professional to do some brainstorming on how to most effectively introduce these concepts. I am assuming there is an art person at the other schools and will work my way around when the Carmichael block is completed and mounted. The principal already has selected a spot on the building and is proposing a small ceremony of some sort for the mounting.

BIG project here and I have brain freeze. Are there any thoughts on paper, like maybe from the summer class done at Buena, or other mini classes presented through Guild? These will be at 5th and 6th grade levels but the lower grades will get some version.

I appreciate ANY suggestions. In the meantime, I'm painting the 4'x4' plywood barn block. It will be stored in my garage until the rest of the presentation is prepared. I will be around most Wednesdays and Thursdays at Guild or you can email me. Please share this request because I don't know everyone and it will take a village to get it together. The result will be used at the other schools so we don't have to reinvent the wheel, so to speak

Thanks,  
Janet W  
Community Quilts



Shirley and John A took 196 dog and cat beds to the Nancy Brua animal shelter in October. She forgot to take a picture, but she does want to thank everyone for the fabrics and batting they donated. She was able to make 71 large dog beds, which they were very pleased to get! The smaller fabrics were used for smaller ones, which they can use for puppies, small dogs and cats. She used every piece of batting 2 inches wide and bigger. She zigzags them together with the 4 step right, 4 step left zig zag.

THANK YOU

Message on **Change of meeting and program days for the guild:**

Beginning May, 2022, Hummingbird Stitchers Quilt Guild meetings will be held on the **3<sup>rd</sup> Tuesday of each month at 9:00 a.m. and at 6:00 p.m.** Workshops will be scheduled for the **3<sup>rd</sup> Wednesday.**



Watch the following video to see some of our barn quilt blocks, about halfway through:

<https://m.youtube.com/watch?v=XgjkFxV1GeI>



## PROGRAMS & WORKSHOPS

### PROGRAMS

Tues, 17 Jan 2023 Morning & Evening – **Suzie Weaver** will give our program this month on: "How to prepare your quilt for a Quilt Show". Everything you need to know to get your quilt ready.

Tues, 17 Feb 2023 Morning & Evening - Tues, 17 Feb 2023 Morning & Evening – **Michelle Watts** will be giving us a lecture and more information will be update soon.

### WORKSHOPS

Wed, 18 Jan 2023 – **Suzie Weaver's** workshop is "Fine Tuning Your Quilts & Getting Ready for a Quilt Show". Suzie will teach a 4-hour workshop on how to make better bindings, block quilts, and make sleeves. Everything to make your quilt its best!

Thurs, 21 Feb 2023 – **Michelle Watts** will be back! The workshop will be on Improvisation. More information will be coming.

Part of the fun of quilting is the social bits – getting to know other quilters and their work. We had that chance October 11 at Susan R's house. Coffee, cookies, some quilts to view, door prizes and lots of conversation. If you missed it, or if you'd just like to see everyone again, there will be another one scheduled after the holidays.

And you don't have to wait that long! The Hummingbird Stitchers Holiday Party will be held early in December (see article on Page 3)

Or come any Wednesday or Thursday. Spend any amount of time, work on your own or a Guild project; there are many things you can do. Guaranteed -- the best way to get to know people is to work together.

### GOING FAST!

Need another good quality T-shirt? Purple and turquoise colors available are flattering to most of us. At the rock bottom price of \$5.00 you are getting excellent value. These are good quality purple or turquoise cotton shirts with the Guild hummingbird logo on the front. They wear well. Most sizes still available. Come check them out and look for your size any time the clubhouse is open.



**Application for Members to Vend**  
 Hummingbird Stitchers Quilt Guild  
 2023 Show March 4 and 5

Tables are \$15 each with a limit of 2 tables per member selling at the quilt show. Only items that are handmade by guild members and are not sold through commercial venues are eligible to be sold in the member vendor area. This form must be completed and payment made by February 15, 2023. Only 10 tables available. First come, first served. Please make checks payable to HSQG.

Name: \_\_\_\_\_

HSQG# \_\_\_\_\_

Address: \_\_\_\_\_

City: \_\_\_\_\_ State: \_\_\_\_\_ Zipcode \_\_\_\_\_

Phone \_\_\_\_\_ Email: \_\_\_\_\_

I would like to pay for 1 2 tables. (Please circle one) Need electricity yes/no

Terms and conditions for members to vend:

1. Only items that are handmade by guild members and are not sold through commercial venues are eligible to be sold in the member vendor area.
2. All tables must be manned during the hours of the quilt show. Your presence at the tables maintains security and increases your sales. Please feel free to arrange a schedule with family and friends.
3. Tables must be kept neat and presentable at all times. Please keep a pathway around your table to minimize the risks of potential accidents.
4. Backdrops and tablecloths are your responsibility.
5. All vendors are required to do their own cashing. Please keep appropriate cash on hand to make your own change.
6. You will be personally responsible for calculating sales tax and acquiring the appropriate business license. Inquire at the City Hall.
7. Vendors may arrive not earlier than 8:00am Saturday and 9:00am Sunday.

"I agree to the terms and conditions of the Hummingbird Stitchers Application for Members to Vend."

Signature: \_\_\_\_\_ Date: \_\_\_\_\_

Check # \_\_\_\_\_ Cash \$ \_\_\_\_\_

**Member Vendor Table Applications now available.** 10 tables available. First come, first served. Reserve yours with application and check. Karen H





## Hummingbird Stitchers Quilt Guild Membership

**April 1, 2022 to March 31, 2023**

*Returning members: Please list your name and  
Only the information that has changed.*

Last name \_\_\_\_\_ First name \_\_\_\_\_

Mailing address \_\_\_\_\_ City \_\_\_\_\_ Zip Code \_\_\_\_\_

Birthday (month/day only) \_\_\_\_\_

Land line phone number \_\_\_\_\_ Cell phone number \_\_\_\_\_

E-Mail address \_\_\_\_\_

**Check all that apply:**

- New Membership
- Renewal
- Adult Membership \$35
- Junior Membership \$17.50
- I am joining primarily to enter  
a quilt in the Guild quilt show.

I understand that the primary goal of the Hummingbird Stitchers Quilt Guild is to promote interest in and appreciation of quilting and fiber arts and to contribute quilts to the community. To achieve this goal, the Guild has quilt shows, various yearly projects, and monthly programs. By being a member of this Guild I will uphold this goal and pledge my cooperation by working on the Guild's projects, shows and programs. I will share my time and talents as generously as I can for the betterment of the Guild.

I give consent for photos of myself and my property to be used in print media, on the Guild website, and on quilt show CDs for promoting Hummingbird Stitchers Quilt Guild and its activities.

**Signed:** \_\_\_\_\_

**Please make check payable to HSQG and mail to:**

Hummingbird Stitchers Quilt Guild  
P.O. Box 1326  
Sierra Vista, AZ 85636-1326

Or deliver to the Membership Chair or Treasurer at a HSQG Meeting  
([www.hummingbirdquiltguild.com](http://www.hummingbirdquiltguild.com))

For Guild Use only	
Membership Number	
Check Number/Cash	
Amount Received	
Date Recorded	

In case of an Emergency, Please Contact (this information is voluntary)

Name: \_\_\_\_\_

Phone number(s) \_\_\_\_\_